


***FINANCIAL REPORTS
FOR THE MONTH OF
FEBRUARY, 2019***

***BRADFORD
EXEMPTED VILLAGE
SCHOOL DISTRICT***



Begin Balance	MTD Receipts	FYTD Receipts	MTD Expenditures	FYTD Expenditures	Current Fund Balance	Current Encumbrances	Unencumbered Fund Balance
TOTAL FOR Fund 001 - GENERAL:							
5,940,415.63	483,190.83	4,786,146.98	454,739.77	4,323,260.75	6,409,301.86	844,315.16	5,558,986.70
TOTAL FOR Fund 002 - BOND RETIREMENT:							
170,889.65	0.00	44,835.32	0.00	120,637.80	95,087.17	0.00	95,087.17
TOTAL FOR Fund 003 - PERMANENT IMPROVEMENT:							
441,263.90	0.00	0.00	0.00	0.00	441,263.90	0.00	441,263.90
TOTAL FOR Fund 006 - FOOD SERVICE:							
91,719.10	22,495.58	148,120.15	17,783.76	152,658.36	87,180.89	23,220.22	63,960.67
TOTAL FOR Fund 007 - SPECIAL TRUST:							
34,506.36	4,000.00	10,000.00	0.00	11,750.00	32,756.36	12,500.00	20,256.36
TOTAL FOR Fund 008 - ENDOWMENT:							
54,575.24	118.92	855.81	0.00	0.00	55,431.05	2,000.00	53,431.05
TOTAL FOR Fund 018 - PUBLIC SCHOOL SUPPORT:							
33,585.67	2,776.70	6,764.72	1,581.80	9,127.88	31,222.51	7,290.25	23,932.26
TOTAL FOR Fund 019 - OTHER GRANT:							
22,207.17	0.00	22,542.85	5,455.96	12,953.46	31,796.56	3,432.50	28,364.06
TOTAL FOR Fund 022 - DISTRICT AGENCY:							
1,439.50	0.00	0.00	0.00	24.11	1,415.39	0.00	1,415.39
TOTAL FOR Fund 034 - CLASSROOM FACILITIES MAINT.:							
440,920.64	0.00	8,558.68	0.00	143.17	449,336.15	0.00	449,336.15
TOTAL FOR Fund 200 - STUDENT MANAGED ACTIVITY:							
28,981.13	4,375.95	32,978.14	2,421.90	27,415.79	34,543.48	11,578.21	22,965.27
TOTAL FOR Fund 300 - DISTRICT MANAGED ACTIVITY:							
23,892.11	5,569.00	84,695.80	2,367.92	62,060.53	46,527.38	26,484.28	20,043.10
TOTAL FOR Fund 451 - DATA COMMUNICATION FUND:							
0.00	0.00	1,800.00	0.00	500.00	1,300.00	0.00	1,300.00
TOTAL FOR Fund 499 - MISCELLANEOUS STATE GRANT FUN:							
0.00	0.00	2,718.25	0.00	147.50	2,570.75	0.00	2,570.75
TOTAL FOR Fund 572 - TITLE I DISADVANTAGED CHILDRE:							
148.94	54,447.26	138,972.75	13,560.92	86,827.85	52,293.82	79.29	52,214.53
TOTAL FOR Fund 590 - IMPROVING TEACHER QUALITY:							
0.00	0.00	14,631.10	0.00	0.00	14,631.10	0.00	14,631.10
GRAND TOTALS:							
7,300,069.27	576,974.24	5,440,939.26	505,619.85	4,936,440.54	7,804,567.99	992,278.45	6,872,289.54

Date: 03/04/2019
Time: 11:10 am

BRADFORD BOARD OF EDUCATION
Financial Detail Report for 02/01/2019 - 02/28/2019 by FUND-SCC
Called from FINSUM to check balances

	Begin Balance	Receipts	Expenditures	End Balance
TOTAL FOR FUND-SCC 001 0000 (GENERAL FUND):	6,439,046.27	481,383.17	454,373.94	6,466,055.50
TOTAL FOR FUND-SCC 001 9000 (GENERAL):	5,151.82	0.00	0.00	5,151.82
TOTAL FOR FUND-SCC 001 9002 (SED BUS PURCHASE SET-ASIDES DARKE CO):	31,156.92	0.00	0.00	31,156.92
TOTAL FOR FUND-SCC 001 9003 (MH BUS PURCHASE SET-ASIDES - DARKE CO)	66,502.99	0.00	0.00	66,502.99
TOTAL FOR FUND-SCC 001 9045 (GENERAL):	35,528.13	0.00	0.00	35,528.13
TOTAL FOR FUND-SCC 001 9118 (GENERAL FUND EXPENDITURE FOR LITERACY	5,726.80-	0.00	9.94	5,736.74-
TOTAL FOR FUND-SCC 001 9119 (STRIVING READERS GRANT):	17,419.58-	0.00	0.00	17,419.58-
TOTAL FOR FUND-SCC 001 9121 (TEXTBOOK AND INSTRUCTIONAL MATERIALS \$	82,431.94	0.00	187.89	82,244.05
TOTAL FOR FUND-SCC 001 9122 (CAPITAL MAINTENANCE SET-ASIDES):	434,022.97-	0.00	0.00	434,022.97-
TOTAL FOR FUND-SCC 001 9125 (Cafeteria Plan Refunds):	651.98	0.00	0.00	651.98
TOTAL FOR FUND-SCC 001 9154 (MEDICAID REIMBURSEMENT):	0.00	1,388.56	0.00	1,388.56
TOTAL FOR FUND-SCC 001 9194 (GENERAL FUND - STATE BUS PURCHASE ALLO	4,229.48	0.00	0.00	4,229.48
TOTAL FOR FUND-SCC 001 9195 (GENERAL FUND - PARITY):	116,690.81	0.00	0.00	116,690.81
TOTAL FOR FUND-SCC 001 9215 (BOOSTER CLUB MONEY FOR FOOD ACTIVITIES	51.71-	331.81	144.74	135.36
TOTAL FOR FUND-SCC 001 9221 (TRANSPORATION USING VAN):	131.93-	0.00	0.00	131.93-
TOTAL FOR FUND-SCC 001 9222 (GENERAL):	244.08	87.29	0.00	331.37
TOTAL FOR FUND-SCC 001 9318 (PETTY CASH ACCOUNTS):	100.00-	0.00	0.00	100.00-
TOTAL FOR FUND-SCC 001 9320 (GENERAL):	30.00	0.00	0.00	30.00
TOTAL FOR FUND-SCC 001 9412 (GENERAL STATE SETASIDE):	113,345.65	0.00	0.00	113,345.65
TOTAL FOR FUND-SCC 001 9718 (GENERAL):	62,670.56-	0.00	23.26	62,693.82-
TOTAL FOR FUND-SCC 001 9819 (FEDERAL GRANT EXPENDITURES IN GENERAL	35.72-	0.00	0.00	35.72-
TOTAL FOR FUND-SCC 002 0000 (BOND RETIREMENT 4.12 MILLS BOND REG/BL	80,458.31	0.00	0.00	80,458.31
TOTAL FOR FUND-SCC 002 9020 (BOND RETIREMENT .58 MILLS BOND SITE 20	14,628.86	0.00	0.00	14,628.86
TOTAL FOR FUND-SCC 003 0000 (PERMANENT IMPROVEMENT FUND):	441,263.90	0.00	0.00	441,263.90
TOTAL FOR FUND-SCC 006 0000 (LUNCHROOM/FOOD SERVICE):	82,549.07	22,495.58	17,733.76	87,260.89
TOTAL FOR FUND-SCC 006 9318 (PETTY CASH ACCOUNTS):	80.00-	0.00	0.00	80.00-

Date: 03/04/2019
Time: 11:10 am

BRADFORD BOARD OF EDUCATION
Financial Detail Report for 02/01/2019 - 02/28/2019 by FUND-SCC
Called from FINSUM to check balances

Page: 2
(FINDET)

	Begin Balance	Receipts	Expenditures	End Balance
TOTAL FOR FUND-SCC 007 9000 (UNCLAIMED FUNDS):	489.73	0.00	0.00	489.73
TOTAL FOR FUND-SCC 007 9900 (BRADFORD FIRE & RESCUE SCHOLARSHIP):	1,000.00-	0.00	0.00	1,000.00-
TOTAL FOR FUND-SCC 007 9901 (CREIGLOW SCHOLARSHIP FUND):	750.00	0.00	0.00	750.00
TOTAL FOR FUND-SCC 007 9902 (BLESSED DIRECTION INC. SCHOLARSHIP):	3,500.00	0.00	0.00	3,500.00
TOTAL FOR FUND-SCC 007 9903 (MAX WEAVER SCHOLARSHIP FUND):	500.00	0.00	0.00	500.00
TOTAL FOR FUND-SCC 007 9905 (CHAD NOLAN SCHOLARSHIP/MISC):	4,250.00-	0.00	0.00	4,250.00-
TOTAL FOR FUND-SCC 007 9906 (COVINGTON EAGLES SCHOLARSHIP FUND):	3,274.62	0.00	0.00	3,274.62
TOTAL FOR FUND-SCC 007 9907 (PEPSI AND COCA-COLA SCHOLARSHIP FUNDS)	2,500.00	0.00	0.00	2,500.00
TOTAL FOR FUND-SCC 007 9908 (RICHARD "DICK" HARMON SCHOLARSHIP FUND	23,000.00	0.00	0.00	23,000.00
TOTAL FOR FUND-SCC 007 9909 (VERNON LINDEMAN LINEMAN SCHOLARSHIP):	1,000.00	0.00	0.00	1,000.00
TOTAL FOR FUND-SCC 007 9912 (HAROLD MARKER SCHOLARSHIP FUND):	2,000.00	0.00	0.00	2,000.00
TOTAL FOR FUND-SCC 007 9996 (PRODUCTION PAINT FINISHERS GRANT/SPECI	3,007.99-	4,000.00	0.00	992.01
TOTAL FOR FUND-SCC 008 0000 (MADE KINDERGARTEN):	10,435.85	22.44	0.00	10,458.29
TOTAL FOR FUND-SCC 008 9202 (BEARD ENDONMENT):	44,876.28	96.48	0.00	44,972.76
TOTAL FOR FUND-SCC 018 9110 (PRINCIPAL FUND - ELEMENTARY):	12,109.53	1,292.00	1,290.30	12,111.23
TOTAL FOR FUND-SCC 018 9113 (ELEMENTARY PRINCIPAL -BOX TOPS):	12,781.47	479.70	0.00	13,261.17
TOTAL FOR FUND-SCC 018 9130 (HIGH SCHOOL PRINCIPAL FUND):	2,698.61	1,005.00	291.50	3,412.11
TOTAL FOR FUND-SCC 018 9131 (HIGH SCHOOL PRINCIPAL (AFTER PROM) FUN	250.00	0.00	0.00	250.00
TOTAL FOR FUND-SCC 018 9222 (HIGH SCHOOL PRINCIPAL FUND LIBRARY):	2,188.00	0.00	0.00	2,188.00
TOTAL FOR FUND-SCC 019 0000 (OTHER GRANT):	2.85	0.00	0.00	2.85
TOTAL FOR FUND-SCC 019 9001 (SHOPA KIDS IN NEED FOUNDATION GRANT):	0.35	0.00	0.00	0.35
TOTAL FOR FUND-SCC 019 9003 (MIAMI COUNTY FOUNDATION-FEELING GOOD M	1.84	0.00	0.00	1.84
TOTAL FOR FUND-SCC 019 9004 (RADIO & TEL NEWS DIRECTORS FOUND MEDIA	174.02	0.00	0.00	174.02
TOTAL FOR FUND-SCC 019 9005 (ECO GARDEN GRANT MIAMI COUNTY PARK DIS	500.00	0.00	0.00	500.00
TOTAL FOR FUND-SCC 019 9007 (REED - VALEDICTORIAN/MEMORIAL):	309.58	0.00	0.00	309.58
TOTAL FOR FUND-SCC 019 9008 (MIAMI COUNTY FOUNDATION ECO GARDEN GRA	3.75	0.00	0.00	3.75

Date: 03/04/2019
Time: 11:10 am

BRADFORD BOARD OF EDUCATION
Financial Detail Report for 02/01/2019 - 02/28/2019 by FUND-SCC
Called from FINSUM to check balances

Page: 9
(FINDET)

	Begin Balance	Receipts	Expenditures	End Balance
TOTAL FOR FUND-SCC 019 9009 (ELEMENTARY ART - TROY FOUNDATION):	12.91	0.00	0.00	12.91
TOTAL FOR FUND-SCC 019 9011 (MIAMI COUNTY FOUNDATION ALL ABOARD PRO	102.22	0.00	0.00	102.22
TOTAL FOR FUND-SCC 019 9012 (MAC GRANT):	1,093.18	0.00	0.00	1,093.18
TOTAL FOR FUND-SCC 019 9015 (MIAMI COUNTY FOUNDATION ELEMENTARY GRA	20.25	0.00	0.00	20.25
TOTAL FOR FUND-SCC 019 9017 (EAGLES-COVINGTON DONATION):	5,927.64	0.00	0.00	5,927.64
TOTAL FOR FUND-SCC 019 9018 (MIAMI COUNTY FOUNDATION-ART DISCOVERY	512.62	0.00	0.00	512.62
TOTAL FOR FUND-SCC 019 9019 (MIAMI COUNTY FOUNDATION FALL/ELE HEALT	7,000.00	0.00	0.00	7,000.00
TOTAL FOR FUND-SCC 019 9022 (MISCELLANEOUS FIELD TRIP GRANTS):	758.76	0.00	0.00	758.76
TOTAL FOR FUND-SCC 019 9023 (VIVIAN RUSSELL KINDERGARTEN FUND):	57.87	0.00	0.00	57.87
TOTAL FOR FUND-SCC 019 9024 (ANNA BIER ART GRANT):	993.99	0.00	0.00	993.99
TOTAL FOR FUND-SCC 019 9026 (BELIEVE IN OHIO GRANT):	67.65	0.00	0.00	67.65
TOTAL FOR FUND-SCC 019 9131 (MIAMI COUNTY FOUNDATION SEMI-ANNUAL GR	12,048.04	0.00	5,455.96	6,592.08
TOTAL FOR FUND-SCC 019 9181 (MIAMI COUNTY PARKS - GIZMOS GRANT):	5.00	0.00	0.00	5.00
TOTAL FOR FUND-SCC 019 9222 (OTHER GRANT LIBRARY):	10.00	0.00	0.00	10.00
TOTAL FOR FUND-SCC 019 9230 (OTHER GRANT):	150.00	0.00	0.00	150.00
TOTAL FOR FUND-SCC 019 9410 (GRANT FROM DARKE COUNTY FOUNDATION):	1,100.00	0.00	0.00	1,100.00
TOTAL FOR FUND-SCC 019 9517 (OTHER GRANT):	6,400.00	0.00	0.00	6,400.00
TOTAL FOR FUND-SCC 022 0000 (OHSAA TOURNAMENT ACCOUNTS):	399.54	0.00	0.00	399.54
TOTAL FOR FUND-SCC 022 9718 (DISTRICT AGENCY):	1,015.85	0.00	0.00	1,015.85
TOTAL FOR FUND-SCC 034 0000 (CLASSROOM FACILITY MAINTENANCE):	448,697.61	0.00	0.00	448,697.61
TOTAL FOR FUND-SCC 034 9045 (MAINTENANCE FUND DELINQUENCIES):	638.54	0.00	0.00	638.54
TOTAL FOR FUND-SCC 200 9000 (MULTIPLE DISABILITIES CLASS):	2,530.16	177.95	54.74	2,653.37
TOTAL FOR FUND-SCC 200 9019 (CLASS OF 2019):	1,461.54	459.00	0.00	1,920.54
TOTAL FOR FUND-SCC 200 9020 (CLASS OF 2020):	1,172.15	840.00	0.00	2,012.15
TOTAL FOR FUND-SCC 200 9021 (Class of 2021):	2,833.37	240.00	935.00	2,138.37
TOTAL FOR FUND-SCC 200 9022 (CLASS OF 2022):	431.51	0.00	0.00	431.51

Date: 09/04/2019
Time: 11:10 am

BRADFORD BOARD OF EDUCATION
Financial Detail Report for 02/01/2019 - 02/28/2019 by FUND-SCC
Called from FINSUM to check balances

	Begin Balance	Receipts	Expenditures	End Balance
TOTAL FOR FUND-SCC 200 9119 (POWER OF THE PEN):	280.00	0.00	0.00	280.00
TOTAL FOR FUND-SCC 200 9128 (SPANISH CLUB):	264.10	0.00	0.00	264.10
TOTAL FOR FUND-SCC 200 9130 (MUSE MACHINE):	2,001.22	0.00	0.00	2,001.22
TOTAL FOR FUND-SCC 200 9131 (DRAMA CLUB):	6,099.49	0.00	0.00	6,099.49
TOTAL FOR FUND-SCC 200 9133 (GLEE CLUB):	368.65	0.00	0.00	368.65
TOTAL FOR FUND-SCC 200 9330 (FUTURE FARMERS OF AMERICA):	5,242.16	615.10	207.92	5,649.34
TOTAL FOR FUND-SCC 200 9400 (HIGH SCHOOL MUSIC DEPARTMENT):	1,071.12	1,729.40	242.24	2,549.28
TOTAL FOR FUND-SCC 200 9610 (ELEMENTARY STUDENT COUNCIL):	513.56	0.00	0.00	513.56
TOTAL FOR FUND-SCC 200 9630 (HIGH SCHOOL STUDENT COUNCIL):	1,698.00	0.00	0.00	1,698.00
TOTAL FOR FUND-SCC 200 9680 (YEARBOOK):	6,838.67	323.50	962.00	6,180.17
TOTAL FOR FUND-SCC 200 9710 (NATIONAL HONOR SOCIETY):	216.27	0.00	0.00	216.27
TOTAL FOR FUND-SCC 300 9001 (HIGH SCHOOL ART):	721.58	0.00	0.00	721.58
TOTAL FOR FUND-SCC 300 9002 (WASHINGTON DC TRIP - 8TH GRADE):	848.13	0.00	0.00	848.13
TOTAL FOR FUND-SCC 300 9004 (MEDIA-TECH CLASS):	5.57	0.00	0.00	5.57
TOTAL FOR FUND-SCC 300 9500 (ATHLETIC DIRECTOR):	42,697.28	5,569.00	2,367.92	45,898.36
TOTAL FOR FUND-SCC 300 9501 (ATHLETIC DIRECTOR FSN):	750.00	0.00	0.00	750.00
TOTAL FOR FUND-SCC 451 9819 (FY19 DATA COMMUNICATIONS):	1,300.00	0.00	0.00	1,300.00
TOTAL FOR FUND-SCC 459 9819 (Ohio School Safety Grants):	2,570.75	0.00	0.00	2,570.75
TOTAL FOR FUND-SCC 572 0000 (TITLE I):	485.84	0.00	0.00	485.84
TOTAL FOR FUND-SCC 572 9819 (TITLE ONE 2018-2019 SCHOOL YEAR):	10,921.64	54,447.26	13,560.92	51,807.98
TOTAL FOR FUND-SCC 590 9819 (TITLE IIA FOR THE 2018-2019 SCHOOL YEA	14,631.10	0.00	0.00	14,631.10
TOTAL FOR FUND-SCC 599 0000 (OTHER MISC FEDERAL GRANTS):	51.31	0.00	0.00	51.31
TOTAL FOR FUND-SCC 599 9118 (MISC. FED. GRANT):	71.60	0.00	0.00	71.60
TOTAL FOR FUND-SCC 599 9119 (MISC. FED. GRANT):	16,710.77	0.00	7,707.82	24,418.59
TOTAL FOR FUND-SCC 599 9199 (GRANT SMALL RURAL SCHOOL GRANTS):	24,037.00	0.00	0.00	24,037.00
TOTAL FOR FUND-SCC 599 9918 (REAP FY2018):	24,311.50	0.00	0.00	24,311.50

Date: 03/04/2019
Time: 11:10 am

BRADFORD BOARD OF EDUCATION
Financial Detail Report for 02/01/2019 - 02/28/2019 by FUND-SCC
Called from FINSUM to check balances

Page: 5
(FINDET)

Begin Balance	Receipts	Expenditures	End Balance
7,733,213.60	576,974.24	505,619.85	7,804,567.99

GRAND TOTALS:

DEPOSITORY	MONTH OF FEBRUARY		VARIANCE
	JANUARY	FEBRUARY	
COVINGTON SAVINGS & LOAN	\$ 71,872.27	\$ 23,002.19	\$ (48,870.08)
COVINGTON SAVINGS & LOAN	\$ 500.01	\$ 500.01	\$ -
GREENVILLE NATIONAL BANK	\$ 1,000.00	\$ 1,000.00	\$ -
SECOND NATIONAL BANK	\$ 1,002,715.84	\$ 1,006,443.23	\$ 3,727.39
STAR OHIO	\$ 2,906,939.34	\$ 3,018,545.80	\$ 111,606.46
STAR OHIO PLUS	\$ 2,500,186.14	\$ 2,505,076.76	\$ 4,890.62 ok
			\$ -
	\$ 6,483,213.60	\$ 6,554,567.99	\$ 71,354.39
			\$ -
			\$ -
CDARS	\$ 1,250,000.00	\$ 1,250,000.00	\$ -
PETTY CASH	\$ 100.00	\$ 100.00	\$ -
LIBRARY CHANGE FUND	\$ -	\$ -	\$ -
CAFETERIA CHANGE FUND	\$ 80.00	\$ 80.00	\$ -
ATHLETIC CHANGE FUND	\$ 1,500.00	\$ 1,500.00	\$ -
	\$ 7,733,213.60	\$ 7,804,567.99	\$ 71,354.39
			\$ -
		\$ 7,804,567.99	\$ -

DATE: 03/04/2019
TIME: 11:04

BRADFORD BOARD OF EDUCATION
CASH RECONCILIATION AS OF 02/28/2019

PAGE: 1
(USAEMSED)

	SUB-TOTALS	TOTALS
	-----	-----
Gross Depository Balances:		
SECOND NATIONAL BANK	\$ 1,006,443.23	
COVINGTON SAVINGS & LOAN	92,481.41	
COVINGTON SAVINGS & LOAN-ATHLETI	565.01	
STAR OHIO	2,881,501.89	
STAR OHIO PLUS	2,505,076.76	
FIRST FINANCIAL BANK	0.00	
GREENVILLE NATIONAL BANK	160,546.02	

Total Depository Balances (Gross)		\$ 6,646,614.32
Adjustments to Bank Balance:		
Cash in Transit to Bank	\$ 137,043.91	
Outstanding Checks	229,090.24	
Adjustments	0.00	


Total Adjustments to Bank Balance		92,046.33-
Investments:		
Treasury Bonds and Notes	\$ 0.00	
Certificate of Deposits	1,250,000.00	
Other Securities	0.00	
Other Investments:		

Total Investments		1,250,000.00
Cash on Hand:		
Petty Cash:		
Change Cash:		
Cash with Fiscal Agent	0.00	

Total Cash on Hand		0.00

Total Balances		\$ 7,804,567.99
		=====
Total Fund Balance		\$ 7,804,567.99
		=====
Depository Clearance Accounts:		

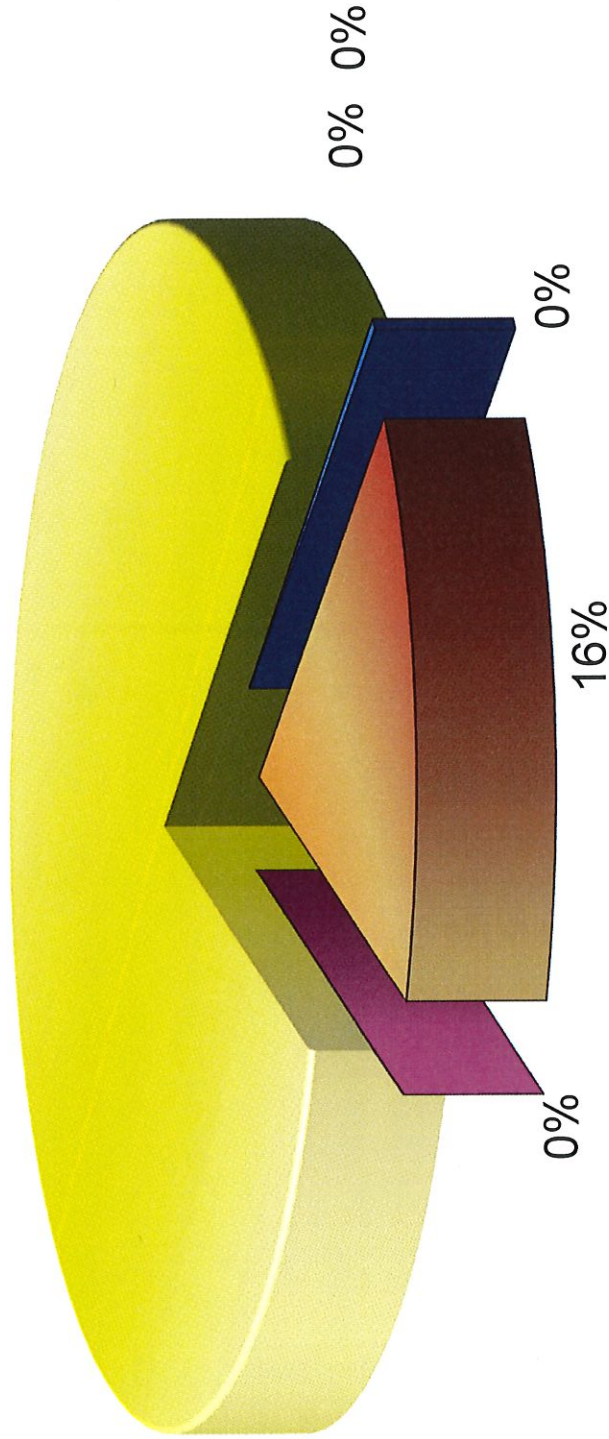
Total Clearance Account Balances		\$ 0.00



Treasurer

INVESTMENT FEBRUARY

2019
84%



■ CDS

■ US AGENCIES

■ MONEY MARKETS

■ MUTUAL FUND

■

■

	MONTHLY ESTIMATE	MONTHLY ACTUAL	MONTHLY DIFFERENCE	FISCAL YTD ESTIMATE	FISCAL YTD ACTUAL	FISCAL YTD DIFFERENCE
REVENUES						
01.010 General Property (Real Estate)	0	70,000	70,000	0	449,616	449,616
01.020 Tangible Personal Property Tax	0	0	0	0	21,706	21,706
01.030 Income Tax	0	0	0	0	894,609	894,609
01.035 Unrestricted Grants-in-Aid	0	349,070	349,070	0	2,812,418	2,812,418
01.040 Restricted Grants-in-Aid	0	3,476	3,476	0	27,187	27,187
01.045 Restricted Grants-in-Aid - SFSF	0	0	0	0	0	0
01.050 Property Tax Allocation	0	0	0	0	76,922	76,922
01.060 All Other Operating Revenue	0	45,368	45,368	0	404,072	404,072
01.070 Total Revenue	0	467,914	467,914	0	4,686,530	4,686,530
OTHER FINANCING SOURCES						
02.010 Proceeds from Sale of Notes	0	0	0	0	0	0
02.020 State Emergency Loans & Advancements (Approved)	0	0	0	0	0	0
02.040 Operating Transfers-In	0	0	0	0	0	0
02.050 Advances-In	0	0	0	0	20,799	20,799
02.060 All Other Financing Sources	0	15,278	15,278	0	78,822	78,822
02.070 Total Other Financing Sources	0	15,278	15,278	0	99,621	99,621
02.080 Total Revenues and Other Financing Sources	0	483,192	483,192	0	4,786,151	4,786,151
EXPENDITURES						
03.010 Personal Services	0	239,418	239,418	0	2,131,314	2,131,314
03.020 Employees' Retirement/Insurance Benefits	0	105,186	105,186	0	819,008	819,008
03.030 Purchased Services	0	87,204	87,204	0	883,811	883,811
03.040 Supplies and Materials	0	8,341	8,341	0	85,278	85,278
03.050 Capital Outlay	0	400	400	0	174,258	174,258
03.060 Intergovernmental	0	0	0	0	0	0
04.010 Debt Service: All Principal (Historical)	0	0	0	0	0	0
04.020 Debt Service: Principal - Notes	0	0	0	0	0	0
04.030 Debt Service: Principal - State Loans	0	0	0	0	0	0
04.040 Debt Service: Principal - State Advancements	0	0	0	0	0	0
04.050 Debt Service: Principal - HB 264 Loans	0	0	0	0	0	0
04.055 Debt Service: Principal - Other	0	0	0	0	0	0
04.060 Debt Service: Interest and Fiscal Charges	0	0	0	0	0	0
04.300 Other Objects	0	14,191	14,191	0	120,686	120,686
04.500 Total Expenditures	0	454,740	454,740	0	4,214,365	4,214,365
OTHER FINANCING USES						
05.010 Operating Transfers - Out	0	0	0	0	0	0
05.020 Advances - Out	0	0	0	0	108,897	108,897
05.030 All Other Financing Uses	0	0	0	0	0	0
05.040 Total Other Financing Uses	0	0	0	0	108,897	108,897
05.050 Total Expenditure and Other Financing Uses	0	454,740	454,740	0	4,323,262	4,323,262
05.010 Excess Rev & Oth Financing Sources over(under) Exp &	0	28,452	28,452	0	462,889	462,889
07.010 Beginning Cash Balance	0	6,374,853	6,374,853	0	5,940,416	5,940,416
07.020 Ending Cash Balance	0	6,403,305	6,403,305	0	6,403,305	6,403,305
08.010 Outstanding Encumbrances	0	844,315	844,315	0	844,315	844,315

	FY ACTUAL	JULY JANUARY	AUGUST FEBRUARY	SEPTEMBER MARCH	OCTOBER APRIL	NOVEMBER MAY	DECEMBER JUNE
REVENUES							
01.010 General Property (Real Estate)	449,616	125,000	254,616	0	0	0	0
		0	70,000	0	0	0	0
01.020 Tangible Personal Property Tax	21,706	0	21,706	0	0	0	0
01.030 Income Tax	894,609	361,704	0	0	277,769	0	0
		255,136	0	0	0	0	0
01.035 Unrestricted Grants-in-Aid	2,812,418	338,991	349,062	351,873	370,167	343,093	353,985
		356,177	349,070	0	0	0	0
01.040 Restricted Grants-in-Aid	27,187	2,928	2,926	3,024	2,828	2,769	5,568
		3,668	3,476	0	0	0	0
01.045 Restricted Grants-in-Aid - SFSF	0	0	0	0	0	0	0
01.050 Property Tax Allocation	76,922	0	0	75,924	998	0	0
01.060 All Other Operating Revenue	404,072	90,671	47,987	43,956	48,086	41,180	42,940
		43,884	45,368	0	0	0	0
01.070 Total Revenue	4,686,530	919,294	676,297	474,777	699,848	387,042	402,493
		558,865	467,914	0	0	0	0
OTHER FINANCING SOURCES							
02.010 Proceeds from Sale of Notes	0	0	0	0	0	0	0
02.020 State Emergency Loans & Advancements (App)	0	0	0	0	0	0	0
02.040 Operating Transfers-In	0	0	0	0	0	0	0
02.050 Advances-In	20,799	0	0	10,799	0	10,000	0
02.060 All Other Financing Sources	76,822	12,542	22,333	2,955	19,345	6,219	150
		0	15,278	0	0	0	0
02.070 Total Other Financing Sources	99,621	12,542	22,333	13,754	19,345	16,219	150
		0	15,278	0	0	0	0
02.080 Total Revenues and Other Financing Source	4,786,151	931,836	698,630	488,531	719,193	403,261	402,643
		658,865	483,192	0	0	0	0
EXPENDITURES							
03.010 Personal Services	2,131,314	243,481	375,755	246,840	248,036	280,503	258,424
		238,857	239,418	0	0	0	0
03.020 Employees' Retirement/Insurance Benefits	819,008	99,074	92,222	110,574	92,835	92,972	102,188
		123,957	105,186	0	0	0	0
03.030 Purchased Services	883,811	141,905	79,763	112,420	103,912	158,435	137,556
		62,616	87,204	0	0	0	0

	FY ACTUAL	JANUARY	FEBRUARY	AUGUST	SEPTEMBER	OCTOBER	NOVEMBER	DECEMBER
03.040 Supplies and Materials	85,278	2,949	12,909	14,984	30,081	6,045	6,527	0
		3,442	8,341	0	0	0	0	0
03.050 Capital Outlay	174,258	308-	2,282	159,275	568	3,665	7,896	0
		479	400	0	0	0	0	0
03.060 Intergovernmental	0	0	0	0	0	0	0	0
04.010 Debt Service: All Principal (Historical)	0	0	0	0	0	0	0	0
04.020 Debt Service: Principal - Notes	0	0	0	0	0	0	0	0
04.030 Debt Service: Principal - State Loans	0	0	0	0	0	0	0	0
04.040 Debt Service: Principal - State Advanceme	0	0	0	0	0	0	0	0
04.050 Debt Service: Principal - HB 264 Loans	0	0	0	0	0	0	0	0
04.060 Debt Service: Interest and Fiscal Charges	0	0	0	0	0	0	0	0
04.300 Other Objects	120,696	33,276	15,813	8,353	13,706	8,575	13,487	0
		13,295	14,191	0	0	0	0	0
04.500 Total Expenditures	4,214,365	520,377	578,744	652,446	489,138	550,196	526,078	0
		442,646	454,740	0	0	0	0	0
OTHER FINANCING USES								
05.010 Operating Transfers - Out	0	0	0	0	0	0	0	0
05.020 Advances - Out	108,897	0	55,000	15,000	38,897	0	0	0
05.030 All Other Financing Uses	0	0	0	0	0	0	0	0
05.040 Total Other Financing Uses	108,897	0	55,000	15,000	38,897	0	0	0
05.050 Total Expenditure and Other Financing Use	4,323,262	520,377	633,744	667,446	528,035	550,196	526,078	0
		442,646	454,740	0	0	0	0	0
06.010 Excess Rev & Oth Financing Sources over(u	462,869	411,459	64,886	178,915-	191,158	146,835-	123,435-	0
		216,219	28,452	0	0	0	0	0
07.010 Beginning Cash Balance	5,940,416	5,940,416	6,351,875	6,416,761	6,237,846	6,429,004	6,282,059	0
		6,158,634	6,374,853	0	0	0	0	0
07.020 Ending Cash Balance	6,403,305	6,351,875	6,416,761	6,237,846	6,429,004	6,282,059	6,158,634	0
		6,374,853	6,403,305	0	0	0	0	0

SM2 REPORT BY MONTH
 IRN # 045229

FY ACTUAL	JANUARY	FEBRUARY	MARCH	APRIL	MAY	JUNE
0	1,165,864	1,193,289	1,168,482	1,070,271	1,073,209	924,011
	911,892	844,315	0	0	0	0

08.010 Outstanding Encumbrances

DATE: 03/04/19
TIME: 12:40

BRADFORD BOARD OF EDUCATION
MONTHLY STATEMENT BOARD/ACTIVITY ACCOUNTS - FEBRUARY

PAGE: 1
MDECA CREATED (CASSUM)

FUND/SCC	DESCRIPTION	LAST MONTH'S BALANCE	CURRENT RECEIPTS	CURRENT EXPENDITURES	CURRENT CASH BALANCE
001 0000	GENERAL FUND	6,439,046.27	481,383.17	454,373.94	6,466,055.50
001 9000	GENERAL	5,151.82	0.00	0.00	5,151.82
001 9002	SED BUS PURCHASE SET-ASIDES DARKE CO	31,156.92	0.00	0.00	31,156.92
001 9003	MH BUS PURCHASE SET-ASIDES - DARKE CO	66,502.99	0.00	0.00	66,502.99
001 9045	GENERAL	35,528.13	0.00	0.00	35,528.13
001 9118	GENERAL FUND EXPENDITURE FOR LITERACY GRANT	5,726.80	0.00	9.94	5,736.74
001 9119	STRIVING READERS GRANT	17,419.58	0.00	0.00	17,419.58
001 9121	TEXTBOOK AND INSTRUCTIONAL MATERIALS SET-ASID	82,431.94	0.00	187.89	82,244.05
001 9122	CAPITAL MAINTENANCE SET-ASIDES	434,022.97	0.00	0.00	434,022.97
001 9125	Cafeteria Plan Refunds	651.98	0.00	0.00	651.98
001 9154	MEDICAID REIMBURSEMENT	0.00	1,388.56	0.00	1,388.56
001 9194	GENERAL FUND - STATE BUS PURCHASE ALLOWANCE	4,229.48	0.00	0.00	4,229.48
001 9195	GENERAL FUND - PARITY	116,690.81	0.00	0.00	116,690.81
001 9215	BOOSTER CLUB MONEY FOR FOOD ACTIVITIES	51.71	331.81	144.74	135.36
001 9221	TRANSFORMATION USING VAN	131.93	0.00	0.00	131.93
001 9222	GENERAL	244.08	87.29	0.00	331.37
001 9318	PETTY CASH ACCOUNTS	100.00	0.00	0.00	100.00
001 9320	GENERAL	30.00	0.00	0.00	30.00
001 9412	GENERAL STATE SETASIDE	113,345.65	0.00	0.00	113,345.65
001 9718	GENERAL	62,670.56	0.00	23.26	62,693.82
001 9819	FEDERAL GRANT EXPENDITURES IN GENERAL FUND	35.72	0.00	0.00	35.72
002 0000	BOND RETIREMENT 4.12 MILLS BOND REG/BLDG 2020	80,458.31	0.00	0.00	80,458.31
002 9020	BOND RETIREMENT .58 MILLS BOND SITE 2020	14,628.86	0.00	0.00	14,628.86
003 0000	PERMANENT IMPROVEMENT FUND	441,263.90	0.00	0.00	441,263.90
006 0000	LUNCHROOM/FOOD SERVICE	82,549.07	22,495.58	17,783.76	87,260.89
006 9318	PETTY CASH ACCOUNTS	80.00	0.00	0.00	80.00
007 9000	UNCLAIMED FUNDS	489.73	0.00	0.00	489.73
007 9900	BRADFORD FIRE & RESCUE SCHOLARSHIP	1,000.00	0.00	0.00	1,000.00
007 9901	CREIGLOW SCHOLARSHIP FUND	750.00	0.00	0.00	750.00
007 9902	BLESSED DIRECTION INC. SCHOLARSHIP	3,500.00	0.00	0.00	3,500.00
007 9903	MAX WEAVER SCHOLARSHIP FUND	500.00	0.00	0.00	500.00
007 9904	CLASS OF 1957 SCHOLARSHIP FUND	0.00	0.00	0.00	0.00
007 9905	CHAD NOLAN SCHOLARSHIP/MISC	4,250.00	0.00	0.00	4,250.00
007 9906	COVINGTON EAGLES SCHOLARSHIP FUND	3,274.62	0.00	0.00	3,274.62
007 9907	PEPSI AND COCA-COLA SCHOLARSHIP FUNDS	2,500.00	0.00	0.00	2,500.00
007 9908	RICHARD "DICK" HARMON SCHOLARSHIP FUND	23,000.00	0.00	0.00	23,000.00
007 9909	VERNON LINDEMAN LINEMAN SCHOLARSHIP	1,000.00	0.00	0.00	1,000.00
007 9910	AAA SCHOLARSHIP FUND	0.00	0.00	0.00	0.00
007 9911	RAY FRUITT SCHOLARSHIP FUND	0.00	0.00	0.00	0.00
007 9912	HAROLD MARKER SCHOLARSHIP FUND	2,000.00	0.00	0.00	2,000.00
007 9994	BRADFORD EDUCATION ASSN. SCHOLARSHIP FUND	0.00	0.00	0.00	0.00
007 9996	PRODUCTION PAINT FINISHERS GRANT/SPECIAL TRUS	3,007.99	4,000.00	0.00	992.01
008 0000	WADE KINDERGARTEN	10,435.85	22.44	0.00	10,458.29
008 9202	BEARD ENDOWMENT	44,876.28	96.48	0.00	44,972.76
010 0000	CLASSROOM FACILITIES	0.00	0.00	0.00	0.00
018	PUBLIC SUPPORT SCHOOL FUND	30,027.61	2,776.70	1,581.80	31,222.51
019	OTHER GRANT	2.85	0.00	0.00	2.85
019 9001	SHOPA KIDS IN NEED FOUNDATION GRANT	0.35	0.00	0.00	0.35
019 9002	MIAMI COUNTY FOUNDATION -HS MUSIC DEPARTMENT	0.00	0.00	0.00	0.00
019 9003	MIAMI COUNTY FOUNDATION-FEELING GOOD MILE HIG	1.84	0.00	0.00	1.84
019 9004	RADIO & TEL NEWS DIRECTORS FOUND MEDIA TECH	174.02	0.00	0.00	174.02
019 9005	ECO GARDEN GRANT MIAMI COUNTY PARK DISTRICT	500.00	0.00	0.00	500.00

FUND/SCC	DESCRIPTION	LAST MONTH'S BALANCE	CURRENT RECEIPTS	CURRENT EXPENDITURES	CURRENT CASH BALANCE
019 9006	ECO GARDEN GRANT- TROY FOUNDATION	0.00	0.00	0.00	0.00
019 9007	REED - VALEDICTORIAN/MEMORIAL	309.58	0.00	0.00	309.58
019 9008	MIAMI COUNTY FOUNDATION ECO GARDEN GRANT	3.75	0.00	0.00	3.75
019 9009	ELEMENTARY ART - TROY FOUNDATION	12.91	0.00	0.00	12.91
019 9011	MIAMI COUNTY FOUNDATION ALL ABOARD PROGRAM	102.22	0.00	0.00	102.22
019 9012	MAC GRANT	1,093.18	0.00	0.00	1,093.18
019 9013	ALL-ABOARD- OTHER GRANT	0.00	0.00	0.00	0.00
019 9014	TROY FOUNDATION SUMMER ART CAMP	0.00	0.00	0.00	0.00
019 9015	MIAMI COUNTY FOUNDATION ELEMENTARY GRANT	20.25	0.00	0.00	20.25
019 9016	PTC-ELEMENTARY TECHNOLOGY GRANT	0.00	0.00	0.00	0.00
019 9017	EAGLES-COVINGTON DONATION	5,927.64	0.00	0.00	5,927.64
019 9018	MIAMI COUNTY FOUNDATION-ART DISCOVERY CAMP	512.62	0.00	0.00	512.62
019 9019	MIAMI COUNTY FOUNDATION FALL/ELE HEALTH	7,000.00	0.00	0.00	7,000.00
019 9020	MIAMI COUNTY FOUNDATION MEDIA CENTER GRANT	0.00	0.00	0.00	0.00
019 9021	TROY FOUNDATION FIELD TRIP GRANT	0.00	0.00	0.00	0.00
019 9022	MISCELLANEOUS FIELD TRIP GRANTS	758.76	0.00	0.00	758.76
019 9023	VIVIAN RUSSELL KINDERGARTEN FUND	57.87	0.00	0.00	57.87
019 9024	ANNA BIER ART GRANT	993.99	0.00	0.00	993.99
019 9025	COMMUNITY BLOOD CENTER GRANT	0.00	0.00	0.00	0.00
019 9026	BELIEVE IN OHIO GRANT	67.65	0.00	0.00	67.65
019 9027	TRI-COUNTY BOARD OF REC AND MENTAL HEALTH GRA	0.00	0.00	0.00	0.00
019 9131	MIAMI COUNTY FOUNDATION SEMI-ANNUAL GRANT	12,048.04	0.00	5,455.96	6,592.08
019 9132	OTHER GRANT RENAISSANCE	0.00	0.00	0.00	0.00
019 9181	MIAMI COUNTY PARKS - GIZMOS GRANT	5.00	0.00	0.00	5.00
019 9182	Miami County Parks-7th Growth Mindsets	0.00	0.00	0.00	0.00
019 9191	MIAMI CO FOUNDATION-PHONES/RADIOS	0.00	0.00	0.00	0.00
019 9192	MIAMI CO FOUNDATION-FRENCH HORNS	0.00	0.00	0.00	0.00
019 9193	MIAMI CO FOUNDATION-CAMERAS	0.00	0.00	0.00	0.00
019 9222	OTHER GRANT LIBRARY	10.00	0.00	0.00	10.00
019 9230	OTHER GRANT	150.00	0.00	0.00	150.00
019 9410	GRANT FROM DARKE COUNTY FOUNDATION	1,100.00	0.00	0.00	1,100.00
019 9517	OTHER GRANT	6,400.00	0.00	0.00	6,400.00
020 9989	EARLY CHILDHOOD/PRE-SCHOOL	0.00	0.00	0.00	0.00
022 0000	OHSAA TOURNAMENT ACCOUNTS	399.54	0.00	0.00	399.54
022 9718	DISTRICT AGENCY	1,015.85	0.00	0.00	1,015.85
034 0000	CLASSROOM FACILITY MAINTENANCE	448,697.61	0.00	0.00	448,697.61
034 9045	MAINTENANCE FUND DELINQUENCIES	638.54	0.00	0.00	638.54
200	ACTIVITY FUND	32,589.43	4,375.95	2,421.90	34,543.48
300	ATHLETIC/MUSIC FUND	43,326.30	5,569.00	2,367.92	46,527.38
416 9205	STUDENT INTERVENTION 9-10 GRADE PROF DEVELOP	0.00	0.00	0.00	0.00
416 9906	STUDENT INTERVENTION GRADE 9-10 PROF DEVELOP	0.00	0.00	0.00	0.00
432 9006	EMIS FY 2006	0.00	0.00	0.00	0.00
432 9204	MANAGE. INFO. SYS. FUND	0.00	0.00	0.00	0.00
432 9205	MANGED INFO SYSTEM STATE FY 2005	0.00	0.00	0.00	0.00
432 9206	MANAGE. INFO. SYS. FUND	0.00	0.00	0.00	0.00
432 9207	MANAGEMENT INFO SYSTEMS FY2007	0.00	0.00	0.00	0.00
432 9208	EMIS FY2008	0.00	0.00	0.00	0.00
432 9209	EMIS FY2009	0.00	0.00	0.00	0.00
432 9210	EMIS FY2010	0.00	0.00	0.00	0.00
432 9211	EMIS FY2011	0.00	0.00	0.00	0.00
432 9212	EMIS FY2012	0.00	0.00	0.00	0.00
450 9204	SCHOOLNET PLUS GRADE 7 FY 2004	0.00	0.00	0.00	0.00

FUND/SCC	DESCRIPTION	LAST MONTH'S BALANCE	CURRENT RECEIPTS	CURRENT EXPENDITURES	CURRENT CASH BALANCE
450 9206	SCHOOLNET PLUS FY 2006 ROUND #8	0.00	0.00	0.00	0.00
450 9207	SCHOOLNET PLUS FY2007	0.00	0.00	0.00	0.00
450 9905	SCHOOLNET PLUS ROUND 5	0.00	0.00	0.00	0.00
451 9204	ONenet FY 2004	0.00	0.00	0.00	0.00
451 9205	DATA COMM ONenet FY 2005	0.00	0.00	0.00	0.00
451 9206	DATA COMM	0.00	0.00	0.00	0.00
451 9207	DATA COMM FY2007	0.00	0.00	0.00	0.00
451 9208	DATA COMM FY2008	0.00	0.00	0.00	0.00
451 9209	DATA COMM FY2009	0.00	0.00	0.00	0.00
451 9210	DATA COMM FY2010	0.00	0.00	0.00	0.00
451 9211	DATA COMM FY2011	0.00	0.00	0.00	0.00
451 9212	DATA COMM FY2012	0.00	0.00	0.00	0.00
451 9213	DATA COMM FY2013	0.00	0.00	0.00	0.00
451 9214	DATA COMM FY14	0.00	0.00	0.00	0.00
451 9215	FY15 DATA COMM	0.00	0.00	0.00	0.00
451 9216	FY16 DATA COMMUNICATIONS	0.00	0.00	0.00	0.00
451 9217	FY17 DATA COMMUNICATIONS	0.00	0.00	0.00	0.00
451 9718	FY18 DATA COMMUNICATIONS	0.00	0.00	0.00	0.00
451 9819	FY19 DATA COMMUNICATIONS	0.00	0.00	0.00	0.00
452 9204	SCHOOLNET PROF DEV FY 2004	1,300.00	0.00	0.00	1,300.00
452 9205	SCHOOLNET PROF DEV FY 2005	0.00	0.00	0.00	0.00
452 9206	SCHOOLNET PROF DEV FY 2006	0.00	0.00	0.00	0.00
452 9207	SCHOOLNET PROF DEV FY2007	0.00	0.00	0.00	0.00
452 9208	SCHOOLNET PROF DEV FY2008	0.00	0.00	0.00	0.00
452 9209	SCHOOLNET PROF DEV FY2009	0.00	0.00	0.00	0.00
452 9210	SCHOOLNET PROF DEV FY2010	0.00	0.00	0.00	0.00
454 9202	TECH EQUITY FY 2002	0.00	0.00	0.00	0.00
454 9203	TECH EQUITY FY03	0.00	0.00	0.00	0.00
458 9203	IVDL FY 2003 TOBACCO SETTLEMENT	0.00	0.00	0.00	0.00
459 9003	OHIO READS FY 2003 VOLUNTEER	0.00	0.00	0.00	0.00
459 9004	OHIO READS FY 2004 VOLUNTEER	0.00	0.00	0.00	0.00
459 9005	OHIO READS FY2005 VOLUNTEER	0.00	0.00	0.00	0.00
459 9006	OHIO READS FY 2006 VOLUNTEER	0.00	0.00	0.00	0.00
459 9007	OHIO READS FY2007 VOLUNTEER GRANT	0.00	0.00	0.00	0.00
459 9201	OHIO READS FY 2002 VOLUNTEER	0.00	0.00	0.00	0.00
459 9202	OHIO READS FY 2002	0.00	0.00	0.00	0.00
459 9203	OHIO READS FY 2003 #15044	0.00	0.00	0.00	0.00
459 9204	OHIO READS CONTINUATION GRANT FY 2004 003368	0.00	0.00	0.00	0.00
459 9205	OhioReads FY 2005	0.00	0.00	0.00	0.00
459 9206	OHIO READS FY 2006	0.00	0.00	0.00	0.00
459 9207	OHIO READS GRANT FY2007	0.00	0.00	0.00	0.00
459 9902	OHIO READS SUMMER 2002	0.00	0.00	0.00	0.00
459 9903	OHIO READS NEW SUMMER COMMUNITY #35173	0.00	0.00	0.00	0.00
460 9204	STUDENT INTERVENTION GRADES 9-10 FY 05	0.00	0.00	0.00	0.00
460 9205	STUDENT INTERVENTION GRADES 1-4 FY 2005	0.00	0.00	0.00	0.00
499 9207	FY2007 GIFTED SUPPLEMENTAL FUNDS	0.00	0.00	0.00	0.00
499 9208	GIFTED SUPPLEMENTAL FUNDS FY2008	0.00	0.00	0.00	0.00
499 9209	GIFTED SUPPLEMENTAL FUNDS FY2009	0.00	0.00	0.00	0.00
499 9210	SAFE ROUTES TO SCHOOL GRANT FY2010	0.00	0.00	0.00	0.00
499 9211	MISC. STATE GRANT SCHOOL IMPR INCENT AWARD	0.00	0.00	0.00	0.00
499 9214	OSFC SAFETY AND SECURITY GRANT	0.00	0.00	0.00	0.00

DATE: 03/04/19
 TIME: 12:40

BRADFORD BOARD OF EDUCATION
 MONTHLY STATEMENT BOARD/ACTIVITY ACCOUNTS -

FEBRUARY

MDECA CREATED (CASSUM)

PAGE: 4

FUND/SCC	DESCRIPTION	LAST MONTH'S BALANCE	CURRENT RECEIPTS	CURRENT EXPENDITURES	CURRENT CASH BALANCE
499 9718	MISC. STATE GRANT	0.00	0.00	0.00	0.00
499 9819	Ohio School Safety Grants	2,570.75	0.00	0.00	2,570.75
499 9907	OHIO CORE IMPLEMENTATION GRANT	0.00	0.00	0.00	0.00
499 9909	ADVANCED ENERGY GRANT - OHIO DEPT OF DEVELOPM	0.00	0.00	0.00	0.00
504 0000	ED JOBS FUND	0.00	0.00	0.00	0.00
506 0000	RACE TO THE TOP FEDERAL FUNDS	0.00	0.00	0.00	0.00
516 0000	IDEA PART B	0.00	0.00	0.00	0.00
516 9017	IDEA PART B	0.00	0.00	0.00	0.00
516 9018	IDEA PART B	0.00	0.00	0.00	0.00
516 9206	IDEA PART B FY 2006	0.00	0.00	0.00	0.00
516 9207	IDEA PART B FY2007 (FLOW-THRU)	0.00	0.00	0.00	0.00
516 9208	IDEA B SPECIAL ED FY2008 FLOW THRU	0.00	0.00	0.00	0.00
516 9209	IDEA B SPECIAL ED FY2009 FLOWTHRU	0.00	0.00	0.00	0.00
516 9210	IDEA B SPECIAL ED FY2010	0.00	0.00	0.00	0.00
516 9211	IDEA B SPECIAL ED FY2011	0.00	0.00	0.00	0.00
516 9212	IDEA B SPECIAL ED FY2012	0.00	0.00	0.00	0.00
516 9213	IDEA B SPECIAL ED FY2013	0.00	0.00	0.00	0.00
516 9214	IDEA B SPECIAL ED FY2014	0.00	0.00	0.00	0.00
516 9215	IDEA B SPECIAL ED FY2015	0.00	0.00	0.00	0.00
516 9216	IDEA B SPECIAL ED FY2016	0.00	0.00	0.00	0.00
516 9217	IDEA B SPECIAL ED FY2017	0.00	0.00	0.00	0.00
516 932N	SPECIAL ED - ARRA STIMULUS	0.00	0.00	0.00	0.00
516 9320	SPECIAL ED - ARRA STIMULUS	0.00	0.00	0.00	0.00
516 9718	IDEA PART B	0.00	0.00	0.00	0.00
516 9819	TITLE 6B GRANT FOR 2018-2019	0.00	0.00	0.00	0.00
532 932N	STATE FISCAL STABILIZATION FUND (SFSF) STIMUL	0.00	0.00	0.00	0.00
532 9320	STATE FISCAL STABILIZATION FUND (SFSF) STIMUL	0.00	0.00	0.00	0.00
533 9210	TITLE II-TECH FY2010	0.00	0.00	0.00	0.00
533 9211	TITLE II-TECH FY2011	0.00	0.00	0.00	0.00
533 9212	TITLE II-D TECH FY2012	0.00	0.00	0.00	0.00
572 0000	TITLE I	485.84	0.00	0.00	485.84
572 9203	TITLE I FY 2003	0.00	0.00	0.00	0.00
572 9204	TITLE I FY 2004	0.00	0.00	0.00	0.00
572 9205	TITLE I FY 2005	0.00	0.00	0.00	0.00
572 9206	TITLE I FY 2006	0.00	0.00	0.00	0.00
572 9207	TITLE I FY2007	0.00	0.00	0.00	0.00
572 9208	TITLE I DISADVANTAGED YOUTH FY2008	0.00	0.00	0.00	0.00
572 9209	TITLE I DISADVANTAGED YOUTH FY2009	0.00	0.00	0.00	0.00
572 9210	TITLE I DISADVANTAGED YOUTH FY2010	0.00	0.00	0.00	0.00
572 9211	TITLE I DISADVANTAGED YOUTH FY2011	0.00	0.00	0.00	0.00
572 9212	TITLE I DISADVANTAGES YOUTH FY2012	0.00	0.00	0.00	0.00
572 9213	TITLE I DISADVANTAGES YOUTH FY2013	0.00	0.00	0.00	0.00
572 9214	TITLE I DISADVANTAGED YOUTH FY2014	0.00	0.00	0.00	0.00
572 9215	TITLE I DISADVANTAGED YOUTH FY2015	0.00	0.00	0.00	0.00
572 9216	TITLE I DISADVANTAGE YOUTH FY16	0.00	0.00	0.00	0.00
572 9217	TITLE I DISADVANTAGED YOUTH FY17	0.00	0.00	0.00	0.00
572 9218	TITLE I DISADVANTAGED YOUTH FY18	0.00	0.00	0.00	0.00
572 932N	TITLE I STIMULUS FY2010	0.00	0.00	0.00	0.00
572 9320	TITLE I STIMULUS FY2011	0.00	0.00	0.00	0.00
572 9718	TITLE I DISADVANTAGES YOUTH FY18	0.00	0.00	0.00	0.00
572 9819	TITLE ONE 2018-2019 SCHOOL YEAR	10,921.64	54,447.26	13,560.92	807.98
573 9005	TITLE V FY 04 CARRYOVER	0.00	0.00	0.00	0.00

HOV8-10015 Qwp 807.98

FUND/SCC	DESCRIPTION	LAST MONTH'S BALANCE	CURRENT RECEIPTS	CURRENT EXPENDITURES	CURRENT CASH BALANCE
573 9204	TITLE V FY 2004	0.00	0.00	0.00	0.00
573 9205	TITLE V FY 2005	0.00	0.00	0.00	0.00
573 9206	TITLE V FY 2006	0.00	0.00	0.00	0.00
573 9207	TITLE V FY2007	0.00	0.00	0.00	0.00
573 9208	TITLE V FY2008	0.00	0.00	0.00	0.00
573 9209	TITLE V FY2009	0.00	0.00	0.00	0.00
584 9005	DRUG FREE GRANT FY 2004 CARRYOVER	0.00	0.00	0.00	0.00
584 9204	TITLE IV-A SAFE AND DRUG FREE SCHOOLS FY 2004	0.00	0.00	0.00	0.00
584 9205	DRUG FREE GRANT FY 2005	0.00	0.00	0.00	0.00
584 9206	DRUG FREE GRANT FY 2006	0.00	0.00	0.00	0.00
584 9207	SAFE AND DRUG FREE GRANT FY2007	0.00	0.00	0.00	0.00
584 9208	SAFE AND DRUG FREE FY2008	0.00	0.00	0.00	0.00
584 9209	SAFE AND DRUG FREE FY2009	0.00	0.00	0.00	0.00
584 9210	SAFE AND DRUG FREE FY2010	0.00	0.00	0.00	0.00
587 9017	PRESCHOOL MONIES	0.00	0.00	0.00	0.00
587 9018	PRESCHOOL MONIES	0.00	0.00	0.00	0.00
587 9206	IDEA FY 2006 DK CO FLOW-THRU	0.00	0.00	0.00	0.00
587 9207	IDEA PRESCHOOL FY2007 (FLOW-THRU)	0.00	0.00	0.00	0.00
587 9208	IDEA PRESCHOOL SPEC ED FY2008 FLOW THRU	0.00	0.00	0.00	0.00
587 9209	IDEA PRESCHOOL SPEC ED FY2009 FLOWTHRU	0.00	0.00	0.00	0.00
587 9210	IDEA PRESCHOOL SPEC ED FY2010	0.00	0.00	0.00	0.00
587 9211	IDEA PRESCHOOL SPEC ED FY2011	0.00	0.00	0.00	0.00
587 9212	IDEA PRESCHOOL SPEC ED FY2012	0.00	0.00	0.00	0.00
587 9213	IDEA PRESCHOOL SPEC ED FY2013	0.00	0.00	0.00	0.00
587 9214	IDEA PRESCHOOL SPEC ED FY2013	0.00	0.00	0.00	0.00
587 9215	IDEA PRESCHOOL SPEC ED FY2015	0.00	0.00	0.00	0.00
587 9216	IDEA PRESCHOOL SPEC ED FY2016	0.00	0.00	0.00	0.00
587 9217	IDEA PRESCHOOL SPEC ED FY2017	0.00	0.00	0.00	0.00
587 932N	IDEA B FY2010 STIMULUS	0.00	0.00	0.00	0.00
587 932O	IDEA B FY2011 STIMULUS	0.00	0.00	0.00	0.00
587 9718	IDEA	0.00	0.00	0.00	0.00
587 9819	PRESCHOOL GRANT FOR 2018-2019	0.00	0.00	0.00	0.00
590 9005	IMPROVING TCHR QUALITY (FY 04 Carryover) FY05	0.00	0.00	0.00	0.00
590 9014	IMPROVING TEACHER QUALITY FY14	0.00	0.00	0.00	0.00
590 9203	TITLE II-A FY 2003 IMPROVING TEACHER QUALITY	0.00	0.00	0.00	0.00
590 9204	IMPROVING TEACHER QUALITY FY 2004	0.00	0.00	0.00	0.00
590 9205	IMPROVING TCHR QUALITY FY 2005	0.00	0.00	0.00	0.00
590 9206	IMPROVING TCHR QUALITY FY 2006	0.00	0.00	0.00	0.00
590 9207	IMPROVING TEACHER QUALITY FY2007	0.00	0.00	0.00	0.00
590 9208	IMPROVING TEACHER QUALITY FY2008	0.00	0.00	0.00	0.00
590 9209	IMPROVING TEACHER QUALITY FY2009	0.00	0.00	0.00	0.00
590 9210	IMPROVING TEACHER QUALITY FY2010	0.00	0.00	0.00	0.00
590 9211	IMPROVING TEACHER QUALITY FY2011	0.00	0.00	0.00	0.00
590 9212	IMPROVING TEACHER QUALITY FY2012	0.00	0.00	0.00	0.00
590 9213	IMPROVING TEACHER QUALITY FY2013	0.00	0.00	0.00	0.00
590 9214	IMPROVING TEACHER QUALITY FY2014	0.00	0.00	0.00	0.00
590 9215	IMPROVING TEACHER QUALITY FY2015	0.00	0.00	0.00	0.00
590 9216	IMPROVING TEACHER QUALITY FY2016	0.00	0.00	0.00	0.00
590 9217	IMPROVING TEACHER QUALITY FY2017	0.00	0.00	0.00	0.00
590 9218	IMPROVING TEACHER QUALITY FY18	0.00	0.00	0.00	0.00
590 9718	IMPROVING TEACHER QUALITY FY2018	0.00	0.00	0.00	0.00
590 9819	TITLE IIA FOR THE 2018-2019 SCHOOL YEAR	14,631.10	0.00	0.00	14,631.10

FUND/SCC	DESCRIPTION	LAST MONTH'S BALANCE	CURRENT RECEIPTS	CURRENT EXPENDITURES	CURRENT CASH BALANCE
599 0000	OTHER MISC FEDERAL GRANTS	51.31	0.00	0.00	51.31
599 9001	FEMA MISC FEDERAL GRANT	0.00	0.00	0.00	0.00
599 9002	Assistive Technology Infusion Project Rd#2	0.00	0.00	0.00	0.00
599 9003	ASSISTIVE TECH INFUSION PROJECT Rd#3	0.00	0.00	0.00	0.00
599 9004	ATIP ROUND #4	0.00	0.00	0.00	0.00
599 9006	NATIONAL ARCHERY IN SCHOOLS PROGRAM	0.00	0.00	0.00	0.00
599 9118	MISC. FED. GRANT	71.60-	0.00	0.00	71.60-
599 9119	MISC. FED. GRANT	16,710.77-	0.00	7,707.82	24,418.59-
599 9199	GRANT SMALL RURAL SCHOOL GRANTS	24,037.00	0.00	0.00	24,037.00
599 9203	TITLE II-D TECHNOLOGY	0.00	0.00	0.00	0.00
599 9204	TITLE II-D FY 2004 TECHNOLOGY	0.00	0.00	0.00	0.00
599 9205	TITLE II-D FY 2005	0.00	0.00	0.00	0.00
599 9206	TITLE II-D FY 2006	0.00	0.00	0.00	0.00
599 9207	TITLE II-D FY2007	0.00	0.00	0.00	0.00
599 9208	TITLE II-D FY2008	0.00	0.00	0.00	0.00
599 9209	TITLE II-D FY2009	0.00	0.00	0.00	0.00
599 9210	TITLE II-D FY2010	0.00	0.00	0.00	0.00
599 9718	MISC. FED. GRANT	0.00	0.00	0.00	0.00
599 9819	TITLE IV FOR THE 2018-2019 SCHOOL YEAR	0.00	0.00	0.00	0.00
599 9905	REAP FEDERAL GRANT FY 2005	0.00	0.00	0.00	0.00
599 9907	REAP GRANT 2006 (FY2007)	0.00	0.00	0.00	0.00
599 9908	REAP 2007 (FY2008) FEDERAL GRANT	0.00	0.00	0.00	0.00
599 9909	REAP FY2009 FEDERAL GRANT	0.00	0.00	0.00	0.00
599 9910	REAP FY2010	0.00	0.00	0.00	0.00
599 9911	REAP FY2011	0.00	0.00	0.00	0.00
599 9912	REAP FY2012	0.00	0.00	0.00	0.00
599 9913	REAP FY2013	0.00	0.00	0.00	0.00
599 9914	REAP FY2014	0.00	0.00	0.00	0.00
599 9915	REAP FY2105	0.00	0.00	0.00	0.00
599 9916	REAP FY2016	0.00	0.00	0.00	0.00
599 9917	REAP FY2017	0.00	0.00	0.00	0.00
599 9918	REAP FY2018	24,311.50	0.00	0.00	24,311.50
GRAND TOTAL ALL FUNDS		7,733,213.60	576,974.24	505,619.85	7,804,567.99

RECEIPT LIST
List of Receipt Items by Date
MONTHLY REVENUE POSTINGS

Receipt Number Item Number Stat Stat2 Description Amount

Receipt Date: 02/01/2019

994969	0001	A		box tops for education	479.70
				RECEIPT TOTAL:	479.70
994970	0001	A		Title One Cash Request	54,447.26
				RECEIPT TOTAL:	54,447.26
994971	0001	A		MS BBK VS Mississinawa Valley	276.00
				RECEIPT TOTAL:	276.00
994972	0001	A		BBV VS Lehman Catholic	908.00
				RECEIPT TOTAL:	908.00
				TOTAL FOR DATE: 02/01/2019	56,110.96

Receipt Date: 02/02/2019

994973	0001	A		GVBK VS Lehman Catholic	276.00
				RECEIPT TOTAL:	276.00
994974	0001	B	EX	Supplies-Ashley Fry PO 217922	17.70
				RECEIPT TOTAL:	17.70
				TOTAL FOR DATE: 02/02/2019	293.70

Receipt Date: 02/04/2019

994975	0001	A		2019 Yrbk PreSales Brewer#1512	35.00
994975	0002	A		2019 Yrbk PreSales Dakata#7132	45.00
				RECEIPT TOTAL:	80.00
994976	0001	A		Student Breakfast	21.10
994976	0002	A		Adult Breakfast	0.00
994976	0003	A		Student Breakfast	5.50
994976	0004	A		Student Lunch Receipts	329.05
994976	0005	A		Student Milk Receipts	0.00
994976	0006	A		Student Alacarte	129.25
994976	0007	A		Adult Alacarte	24.00
994976	0008	A		Received On Account	146.35

RECEIPT LIST
 List of Receipt Items by Date
 MONTHLY REVENUE POSTINGS

Receipt Number	Item Number	Stat	Stat2	Description	Amount
----------------	-------------	------	-------	-------------	--------

Receipt Date: 02/04/2019

RECEIPT TOTAL: 655.25

TOTAL FOR DATE: 02/04/2019 735.25

Receipt Date: 02/05/2019

994977	0001	A		Student Breakfast	26.55
994977	0002	A		Adult Breakfast	1.75
994977	0003	A		Student Breakfast	2.25
994977	0004	A		Student Lunch Receipts	353.85
994977	0005	A		Student Milk Receipts	0.50
994977	0006	A		Student Alacarte	114.25
994977	0007	A		Adult Alacarte	12.00
994977	0008	A		Received On Account	(176.05)

RECEIPT TOTAL: 335.10

994978	0001	A		BBV VS Arcanum	896.00
--------	------	---	--	----------------	--------

RECEIPT TOTAL: 896.00

TOTAL FOR DATE: 02/05/2019 1,231.10

Receipt Date: 02/06/2019

994979	0001	A		Student Breakfast	18.75
994979	0002	A		Adult Breakfast	0.00
994979	0003	A		Student Breakfast	5.25
994979	0004	A		Student Lunch Receipts	331.85
994979	0005	A		Student Milk Receipts	0.00
994979	0006	A		Student Alacarte	122.90
994979	0007	A		Adult Alacarte	43.50
994979	0008	A		Received On Account	(115.60)

RECEIPT TOTAL: 406.65

994980	0001	A		Received on Acct-Lunch Payment	325.00
--------	------	---	--	--------------------------------	--------

RECEIPT TOTAL: 325.00

TOTAL FOR DATE: 02/06/2019 731.65

RECEIPT LIST
List of Receipt Items by Date
MONTHLY REVENUE POSTINGS

Receipt Number	Item Number	Stat	Stat2	Description	Amount
Receipt Date: 02/07/2019					
994981	0001	A		Senior Shirt Sales cash	178.00
994981	0002	A		Sr Shirt Sales Leis 6919	25.00
994981	0003	A		Sr Shirt Sales Meyer MO	17.00
994981	0004	A		Sr Shirt Sales Moore 8986	14.00
994981	0005	A		Sr Shirt Sales Myers 1509	39.00
994981	0006	A		Sr Shirt Sales Reck 4837	34.00
994981	0007	A		Sr Shirt Sales Wackler 2165	20.00
994981	0008	A		Sr Shirt Sales Gunter 1041	14.00
994981	0009	A		Sr Shirt Sales Sanders 1196	45.00
994981	0010	A		Sr Shirt Sales Roberts 2596	20.00
994981	0011	A		Sr Shirt Sales Roberts 2595	39.00
994981	0012	A		Sr Shirt Sales Bryan 4990	14.00
RECEIPT TOTAL:					459.00
994982	0001	A		HSGBK vs Newton	432.00
RECEIPT TOTAL:					432.00
994983	0001	A		MS BBK VS Riverside	312.00
RECEIPT TOTAL:					312.00
994984	0001	A		Student Breakfast	30.00
994984	0002	A		Adult Breakfast	0.00
994984	0003	A		Student Breakfast	1.50
994984	0004	A		Student Lunch Receipts	348.65
994984	0005	A		Student Milk Receipts	0.00
994984	0006	A		Student Alacarte	114.00
994984	0007	A		Adult Alacarte	25.25
994984	0008	A		Received On Account	334.10
RECEIPT TOTAL:					853.50
994985	0001	B	EX	Sales Tax ref-Walmart Frantz	1.02
RECEIPT TOTAL:					1.02
994986	0001	A		Official Dress	12.50
RECEIPT TOTAL:					12.50
TOTAL FOR DATE: 02/07/2019					2,070.02

RECEIPT LIST
List of Receipt Items by Date
MONTHLY REVENUE POSTINGS

Receipt Number	Item Number	Stat	Stat2	Description	Amount
Receipt Date: 02/08/2019					
994987	0001	A		HSGBK vs Newton Addl money hll	20.00
				RECEIPT TOTAL:	20.00
994988	0001	A		Donation French Horns #858	1,720.40
				RECEIPT TOTAL:	1,720.40
994989	0001	A		Cash Sales World's Finest Choc	60.00
				RECEIPT TOTAL:	60.00
994990	0001	A		FFA Dues-cash	20.00
				RECEIPT TOTAL:	20.00
994991	0001	A		Student Breakfast	19.75
994991	0002	A		Adult Breakfast	0.00
994991	0003	A		Student Breakfast	6.75
994991	0004	A		Student Lunch Receipts	385.75
994991	0005	A		Student Milk Receipts	0.50
994991	0006	A		Student Alacarte	146.75
994991	0007	A		Adult Alacarte	59.25
994991	0008	A		Received On Account	(77.00)
				RECEIPT TOTAL:	541.75
994992	0001	A		Opportunity Grant	79,360.25
994992	0002	A		Targeted Assistance	24,275.60
994992	0003	A		K-3 Literacy	1,678.38
994992	0004	A		Economic Disadvantaged Funding	1,602.86
994992	0005	A		Limited Eng Proficiency Fundin	0.00
994992	0006	A		Gifted Education Funding	1,548.53
994992	0007	A		Transportation	4,084.58
994992	0008	A		Special Education Addl Funding	11,253.78
994992	0009	A		Capacity Aid	47,713.28
994992	0010	A		Graduation Bonus	0.00
994992	0011	A		Third Grade Reading Bonus	0.00
994992	0012	A		Career Tech Education Funding	182.12
994992	0013	A		Preschool Special Education	925.24
994992	0014	A		Special Education Transportati	575.17
994992	0015	A		Open Enrollment Adjustment	13,006.10
994992	0016	B	EX	Educational Service Center	(4,110.60)
994992	0017	B	EX	Open Enrollment Adjustment	(17,353.41)
994992	0018	B	EX	Community School Adjustment	(1,497.97)
994992	0019	B	EX	Scholarship Transfer	(1,015.80)
994992	0020	B	EX	Other Adjustment -negative	(251.29)

RECEIPT LIST
 List of Receipt Items by Date
 MONTHLY REVENUE POSTINGS

Receipt Number	Item Number	Stat	Stat2	Description	Amount
----------------	-------------	------	-------	-------------	--------

Receipt Date: 02/08/2019

994992	0021	B	EX	SF14 Regular Tuition	(21.82)
994992	0022	B	EX	SF14 Special Education Tuition	(82.74)
994992	0023	B	EX	College Credit Plus	(1,430.79)
994992	0024	B	EX	School Employees Retirement Sy	(6,215.00)
994992	0025	B	EX	State Teachers Retirement Sys	(16,252.00)
994992	0026	B	EX	Excess Cost	0.00
994992	0027	A		SF14 Regular Tuition	0.00
994992	0028	A		FY 2018 Final #2 Adjustment	0.00
994992	0029	A		Other adjustment	37.63

RECEIPT TOTAL: 138,012.10

TOTAL FOR DATE: 02/08/2019 140,374.25

Receipt Date: 02/09/2019

994993	0001	A		BBasketball Varsity VS Newton	870.00
--------	------	---	--	-------------------------------	--------

RECEIPT TOTAL: 870.00

994994	0001	A		BBasketball Varsity VS Newton	870.00
--------	------	---	--	-------------------------------	--------

RECEIPT TOTAL: 870.00

994995	0001	A		BBasketball Varsity VS Newton	(870.00)
--------	------	---	--	-------------------------------	-----------

RECEIPT TOTAL: (870.00)

TOTAL FOR DATE: 02/09/2019 870.00

Receipt Date: 02/11/2019

994996	0001	A		Excessive Costs for Preschool	6,365.94
--------	------	---	--	-------------------------------	----------

RECEIPT TOTAL: 6,365.94

994997	0001	A		Weight Room Equipment	820.00
--------	------	---	--	-----------------------	--------

RECEIPT TOTAL: 820.00

TOTAL FOR DATE: 02/11/2019 7,185.94

=====

RECEIPT LIST
List of Receipt Items by Date
MONTHLY REVENUE POSTINGS

=====

Receipt Number	Item Number	Stat	Stat2	Description	Amount
----------------	-------------	------	-------	-------------	--------

Receipt Date: 02/12/2019

994998	0001	A		Lifetouch # 3318218 Picture Cm	249.00
994998	0002	A		Lifetouch # 3318217 Picture Cm	1,043.00

RECEIPT TOTAL: 1,292.00

994999	0001	A		Student Breakfast	28.80
994999	0002	A		Adult Breakfast	4.25
994999	0003	A		Student Breakfast	3.00
994999	0004	A		Student Lunch Receipts	359.95
994999	0005	A		Student Milk Receipts	0.00
994999	0006	A		Student Alacarte	126.90
994999	0007	A		Adult Alacarte	44.00
994999	0008	A		Received On Account	(172.50)

RECEIPT TOTAL: 394.40

995000	0001	A		Valentine Fundraiser Cash	141.50
995000	0002	A		Valentine Fundr # 9205 Fair, K	12.00

RECEIPT TOTAL: 153.50

995001	0001	A		MS BBK Vs Arcanum	325.00
--------	------	---	--	-------------------	--------

RECEIPT TOTAL: 325.00

TOTAL FOR DATE: 02/12/2019 2,164.90

Receipt Date: 02/13/2019

995002	0001	A		Lifetouch Picture Commissions	249.00
995002	0002	A		Lifetouch Picture Commissions	676.00

RECEIPT TOTAL: 925.00

995005	0001	A		Student Breakfast	23.05
995005	0002	A		Adult Breakfast	4.50
995005	0003	A		Student Breakfast	2.00
995005	0004	A		Student Lunch Receipts	331.55
995005	0005	A		Student Milk Receipts	0.00
995005	0006	A		Student Alacarte	105.70
995005	0007	A		Adult Alacarte	47.25
995005	0008	A		Received On Account	(169.00)

RECEIPT TOTAL: 345.05

RECEIPT LIST
List of Receipt Items by Date
MONTHLY REVENUE POSTINGS

Receipt Number	Item Number	Stat	Stat2	Description	Amount
----------------	-------------	------	-------	-------------	--------

Receipt Date: 02/13/2019

TOTAL FOR DATE: 02/13/2019 1,270.05

Receipt Date: 02/14/2019

995003	0001	A		Athletic Boosters sales	144.74
--------	------	---	--	-------------------------	--------

RECEIPT TOTAL: 144.74

995004	0001	A		Coke Sales Commissions	318.50
--------	------	---	--	------------------------	--------

RECEIPT TOTAL: 318.50

995006	0001	A		Student Breakfast	23.25
--------	------	---	--	-------------------	-------

995006	0002	A		Adult Breakfast	0.00
--------	------	---	--	-----------------	------

995006	0003	A		Student Breakfast	1.50
--------	------	---	--	-------------------	------

995006	0004	A		Student Lunch Receipts	371.70
--------	------	---	--	------------------------	--------

995006	0005	A		Student Milk Receipts	0.00
--------	------	---	--	-----------------------	------

995006	0006	A		Student Alacarte	113.80
--------	------	---	--	------------------	--------

995006	0007	A		Adult Alacarte	43.75
--------	------	---	--	----------------	-------

995006	0008	A		Received On Account	(281.70)
--------	------	---	--	---------------------	-----------

RECEIPT TOTAL: 272.30

995007	0001	A		2019 Yearbook PreSales	90.00
--------	------	---	--	------------------------	-------

RECEIPT TOTAL: 90.00

TOTAL FOR DATE: 02/14/2019 825.54

Receipt Date: 02/15/2019

995008	0001	A		LUNCH-PUBLIC SECT 11	268.26
--------	------	---	--	----------------------	--------

995008	0002	A		LUNCH-PUBLIC SECT 11	8,541.41
--------	------	---	--	----------------------	----------

995008	0003	A		CRRS BREAKFAST REIMB -NOV 18	2,125.42
--------	------	---	--	------------------------------	----------

RECEIPT TOTAL: 10,935.09

995009	0001	A		Student Breakfast	26.45
--------	------	---	--	-------------------	-------

995009	0002	A		Adult Breakfast	0.50
--------	------	---	--	-----------------	------

995009	0003	A		Student Breakfast	1.50
--------	------	---	--	-------------------	------

995009	0004	A		Student Lunch Receipts	358.00
--------	------	---	--	------------------------	--------

995009	0005	A		Student Milk Receipts	0.50
--------	------	---	--	-----------------------	------

995009	0006	A		Student Alacarte	108.50
--------	------	---	--	------------------	--------

995009	0007	A		Adult Alacarte	18.00
--------	------	---	--	----------------	-------

995009	0008	A		Received On Account	(174.70)
--------	------	---	--	---------------------	-----------

List of Receipt Items by Date
MONTHLY REVENUE POSTINGS

Receipt Number	Item Number	Stat	Stat2	Description	Amount
Receipt Date: 02/15/2019					
RECEIPT TOTAL:					338.75
995010	0001	A		AGRICULTURE/RESIDENTIAL	70,000.00
RECEIPT TOTAL:					70,000.00
995011	0001	A		BBV VS Tri County North	642.00
RECEIPT TOTAL:					642.00
999397	0001	B	EX	LEVPRO Adj. 01/24/19-02/15/19	1,188.60
999397	0002	B	EX	LEVPRO Adj. 01/24/19-02/15/19	1,079.28
999397	0003	B	EX	LEVPRO Adj. 01/24/19-02/15/19	956.10
999397	0004	B	EX	LEVPRO Adj. 01/24/19-02/15/19	475.58
999397	0005	B	EX	LEVPRO Adj. 01/24/19-02/15/19	1,299.38
999397	0006	B	EX	LEVPRO Adj. 01/24/19-02/15/19	1,343.98
999397	0007	B	EX	LEVPRO Adj. 01/24/19-02/15/19	620.40
999397	0008	B	EX	LEVPRO Adj. 01/24/19-02/15/19	923.19
999397	0009	B	EX	LEVPRO Adj. 01/24/19-02/15/19	767.82
999397	0010	B	EX	LEVPRO Adj. 01/24/19-02/15/19	328.16
999397	0011	B	EX	LEVPRO Adj. 01/24/19-02/15/19 (131.40)
999397	0012	B	EX	LEVPRO Adj. 01/24/19-02/15/19 (307.73)
999397	0013	B	EX	LEVPRO Adj. 01/24/19-02/15/19 (1,188.60)
999397	0014	B	EX	LEVPRO Adj. 01/24/19-02/15/19 (947.88)
999397	0015	B	EX	LEVPRO Adj. 01/24/19-02/15/19 (956.10)
999397	0016	B	EX	LEVPRO Adj. 01/24/19-02/15/19 (475.58)
999397	0017	B	EX	LEVPRO Adj. 01/24/19-02/15/19 (1,299.38)
999397	0018	B	EX	LEVPRO Adj. 01/24/19-02/15/19 (1,343.98)
999397	0019	B	EX	LEVPRO Adj. 01/24/19-02/15/19 (620.40)
999397	0020	B	EX	LEVPRO Adj. 01/24/19-02/15/19 (615.46)
999397	0021	B	EX	LEVPRO Adj. 01/24/19-02/15/19 (767.82)
999397	0022	B	EX	LEVPRO Adj. 01/24/19-02/15/19 (328.16)
999397	0023	B	EX	LEVPRO Adj. 01/24/19-02/15/19	1,194.90
999397	0024	B	EX	LEVPRO Adj. 01/24/19-02/15/19 (477.96)
999397	0025	B	EX	LEVPRO Adj. 01/24/19-02/15/19 (716.94)
999397	0026	B	EX	LEVPRO Adj. 01/24/19-02/15/19	859.67
999397	0027	B	EX	LEVPRO Adj. 01/24/19-02/15/19	188.50
999397	0028	B	EX	LEVPRO Adj. 01/24/19-02/15/19	203.26
999397	0029	B	EX	LEVPRO Adj. 01/24/19-02/15/19	1,369.49
999397	0030	B	EX	LEVPRO Adj. 01/24/19-02/15/19	250.84
999397	0031	B	EX	LEVPRO Adj. 01/24/19-02/15/19	317.42
999397	0032	B	EX	LEVPRO Adj. 01/24/19-02/15/19	564.82
999397	0033	B	EX	LEVPRO Adj. 01/24/19-02/15/19	567.08
999397	0034	B	EX	LEVPRO Adj. 01/24/19-02/15/19 (236.09)
999397	0035	B	EX	LEVPRO Adj. 01/24/19-02/15/19 (159.73)
999397	0036	B	EX	LEVPRO Adj. 01/24/19-02/15/19 (699.94)

List of Receipt Items by Date
MONTHLY REVENUE POSTINGS

Receipt Number	Item Number	Stat	Stat2	Description	Amount
Receipt Date: 02/15/2019					
999397	0037	B	EX	LEVPRO Adj. 01/24/19-02/15/19	(188.50)
999397	0038	B	EX	LEVPRO Adj. 01/24/19-02/15/19	(203.26)
999397	0039	B	EX	LEVPRO Adj. 01/24/19-02/15/19	(1,133.40)
999397	0040	B	EX	LEVPRO Adj. 01/24/19-02/15/19	(250.84)
999397	0041	B	EX	LEVPRO Adj. 01/24/19-02/15/19	(317.42)
999397	0042	B	EX	LEVPRO Adj. 01/24/19-02/15/19	(564.82)
999397	0043	B	EX	LEVPRO Adj. 01/24/19-02/15/19	(567.08)
999397	0044	B	EX	LEVPRO Adj. 01/24/19-02/15/19	461.52
999397	0045	B	EX	LEVPRO Adj. 01/24/19-02/15/19	497.66
999397	0046	B	EX	LEVPRO Adj. 01/24/19-02/15/19	509.90
999397	0047	B	EX	LEVPRO Adj. 01/24/19-02/15/19	713.37
999397	0048	B	EX	LEVPRO Adj. 01/24/19-02/15/19	332.50
999397	0049	B	EX	LEVPRO Adj. 01/24/19-02/15/19	1,029.60
999397	0050	B	EX	LEVPRO Adj. 01/24/19-02/15/19	328.16
999397	0051	B	EX	LEVPRO Adj. 01/24/19-02/15/19	453.66
999397	0052	B	EX	LEVPRO Adj. 01/24/19-02/15/19	340.24
999397	0053	B	EX	LEVPRO Adj. 01/24/19-02/15/19	(237.79)
999397	0054	B	EX	LEVPRO Adj. 01/24/19-02/15/19	(101.98)
999397	0055	B	EX	LEVPRO Adj. 01/24/19-02/15/19	(461.52)
999397	0056	B	EX	LEVPRO Adj. 01/24/19-02/15/19	(497.66)
999397	0057	B	EX	LEVPRO Adj. 01/24/19-02/15/19	(407.92)
999397	0058	B	EX	LEVPRO Adj. 01/24/19-02/15/19	(475.58)
999397	0059	B	EX	LEVPRO Adj. 01/24/19-02/15/19	(332.50)
999397	0060	B	EX	LEVPRO Adj. 01/24/19-02/15/19	(1,029.60)
999397	0061	B	EX	LEVPRO Adj. 01/24/19-02/15/19	(328.16)
999397	0062	B	EX	LEVPRO Adj. 01/24/19-02/15/19	(453.66)
999397	0063	B	EX	LEVPRO Adj. 01/24/19-02/15/19	(340.24)
999397	0064	B	EX	LEVPRO Adj. 01/24/19-02/15/19	92.86
999397	0065	B	EX	LEVPRO Adj. 01/24/19-02/15/19	(92.86)
999397	0066	B	EX	LEVPRO Adj. 01/24/19-02/15/19	1,923.40
999397	0067	B	EX	LEVPRO Adj. 01/24/19-02/15/19	(350.46)
999397	0068	B	EX	LEVPRO Adj. 01/24/19-02/15/19	(1,572.94)
999397	0069	B	EX	LEVPRO Adj. 01/24/19-02/15/19	454.44
999397	0070	B	EX	LEVPRO Adj. 01/24/19-02/15/19	(454.44)
999397	0071	B	EX	LEVPRO Adj. 01/24/19-02/15/19	2,568.94
999397	0072	B	EX	LEVPRO Adj. 01/24/19-02/15/19	(310.20)
999397	0073	B	EX	LEVPRO Adj. 01/24/19-02/15/19	(2,258.74)
999397	0074	B	EX	LEVPRO Adj. 01/24/19-02/15/19	877.55
999397	0075	B	EX	LEVPRO Adj. 01/24/19-02/15/19	(175.51)
999397	0076	B	EX	LEVPRO Adj. 01/24/19-02/15/19	(702.04)
999397	0077	B	EX	LEVPRO Adj. 01/24/19-02/15/19	424.12
999397	0078	B	EX	LEVPRO Adj. 01/24/19-02/15/19	(424.12)
999397	0079	B	EX	LEVPRO Adj. 01/24/19-02/15/19	483.84
999397	0080	B	EX	LEVPRO Adj. 01/24/19-02/15/19	(483.84)
999397	0081	B	EX	LEVPRO Adj. 01/24/19-02/15/19	1,367.82
999397	0082	B	EX	LEVPRO Adj. 01/24/19-02/15/19	(1,367.82)
999397	0083	B	EX	LEVPRO Adj. 01/24/19-02/15/19	540.48

List of Receipt Items by Date
MONTHLY REVENUE POSTINGS

Receipt Number	Item Number	Stat	Stat2	Description	Amount
----------------	-------------	------	-------	-------------	--------

Receipt Date: 02/15/2019

999397	0084	B	EX	LEVPRO Adj. 01/24/19-02/15/19	(540.48)
999397	0085	B	EX	LEVPRO Adj. 01/24/19-02/15/19	1,048.29
999397	0086	B	EX	LEVPRO Adj. 01/24/19-02/15/19	1,161.66
999397	0087	B	EX	LEVPRO Adj. 01/24/19-02/15/19	(1,048.29)
999397	0088	B	EX	LEVPRO Adj. 01/24/19-02/15/19	(1,161.66)
999397	0089	B	EX	LEVPRO Adj. 01/24/19-02/15/19	590.40
999397	0090	B	EX	LEVPRO Adj. 01/24/19-02/15/19	642.32
999397	0091	B	EX	LEVPRO Adj. 01/24/19-02/15/19	(91.76)
999397	0092	B	EX	LEVPRO Adj. 01/24/19-02/15/19	(590.40)
999397	0093	B	EX	LEVPRO Adj. 01/24/19-02/15/19	(550.56)
999397	0094	B	EX	LEVPRO Adj. 01/24/19-02/15/19	1,048.29
999397	0095	B	EX	LEVPRO Adj. 01/24/19-02/15/19	(1,048.29)
999397	0096	B	EX	LEVPRO Adj. 01/24/19-02/15/19	1,845.51
999397	0097	B	EX	LEVPRO Adj. 01/24/19-02/15/19	(167.55)
999397	0098	B	EX	LEVPRO Adj. 01/24/19-02/15/19	(1,677.96)
999397	0099	B	EX	LEVPRO Adj. 01/24/19-02/15/19	2,111.13
999397	0100	B	EX	LEVPRO Adj. 01/24/19-02/15/19	(2,111.13)
999397	0101	B	EX	LEVPRO Adj. 01/24/19-02/15/19	188.33
999397	0102	B	EX	LEVPRO Adj. 01/24/19-02/15/19	(26.90)
999397	0103	B	EX	LEVPRO Adj. 01/24/19-02/15/19	(161.43)
999397	0104	B	EX	LEVPRO Adj. 01/24/19-02/15/19	725.10
999397	0105	B	EX	LEVPRO Adj. 01/24/19-02/15/19	(145.02)
999397	0106	B	EX	LEVPRO Adj. 01/24/19-02/15/19	(580.08)
999397	0107	B	EX	LEVPRO Adj. 01/24/19-02/15/19	564.94
999397	0108	B	EX	LEVPRO Adj. 01/24/19-02/15/19	(80.71)
999397	0109	B	EX	LEVPRO Adj. 01/24/19-02/15/19	(484.23)
999397	0110	B	EX	LEVPRO Adj. 01/24/19-02/15/19	1,870.54
999397	0111	B	EX	LEVPRO Adj. 01/24/19-02/15/19	(362.26)
999397	0112	B	EX	LEVPRO Adj. 01/24/19-02/15/19	(1,508.28)
999397	0113	B	EX	LEVPRO Adj. 01/24/19-02/15/19	1,541.70
999397	0114	B	EX	LEVPRO Adj. 01/24/19-02/15/19	(1,541.70)
999397	0115	B	EX	LEVPRO Adj. 01/24/19-02/15/19	876.15
999397	0116	B	EX	LEVPRO Adj. 01/24/19-02/15/19	(175.23)
999397	0117	B	EX	LEVPRO Adj. 01/24/19-02/15/19	(700.92)

RECEIPT TOTAL: 0.00

TOTAL FOR DATE: 02/15/2019 81,915.84

Receipt Date: 02/16/2019

995012	0001	A		BBV VS Tri County North Presal	100.00
--------	------	---	--	--------------------------------	--------

RECEIPT TOTAL: 100.00

995013	0001	A		BBV VS Southeastern	512.00
--------	------	---	--	---------------------	--------

=====

RECEIPT LIST
List of Receipt Items by Date
MONTHLY REVENUE POSTINGS

=====

Receipt Number	Item Number	Stat	Stat2	Description	Amount
----------------	-------------	------	-------	-------------	--------

Receipt Date: 02/16/2019

RECEIPT TOTAL: 512.00

TOTAL FOR DATE: 02/16/2019 612.00

Receipt Date: 02/19/2019

995014	0001	A		Cash Sales World's Fin Ch cash	60.00
995014	0002	A		Worlds Fin Ch Dale Gage 7225	60.00

RECEIPT TOTAL: 120.00

995015	0001	A		Student Breakfast	27.25
995015	0002	A		Adult Breakfast	2.00
995015	0003	A		Student Breakfast	5.00
995015	0004	A		Student Lunch Receipts	346.50
995015	0005	A		Student Milk Receipts	0.50
995015	0006	A		Student Alacarte	101.75
995015	0007	A		Adult Alacarte	38.25
995015	0008	A		Received On Account	(248.70)

RECEIPT TOTAL: 272.55

995016	0001	A		Donation 2017 Sch 84501	4,000.00
--------	------	---	--	-------------------------	----------

RECEIPT TOTAL: 4,000.00

TOTAL FOR DATE: 02/19/2019 4,392.55

Receipt Date: 02/21/2019

995017	0001	A		Student Breakfast	25.90
995017	0002	A		Adult Breakfast	2.00
995017	0003	A		Student Breakfast	1.50
995017	0004	A		Student Lunch Receipts	344.85
995017	0005	A		Student Milk Receipts	0.00
995017	0006	A		Student Alacarte	151.75
995017	0007	A		Adult Alacarte	56.75
995017	0008	A		Received On Account	(55.50)

RECEIPT TOTAL: 527.25

995018	0001	A		January 2019 Groceries/food	2,442.86
--------	------	---	--	-----------------------------	----------

List of Receipt Items by Date
MONTHLY REVENUE POSTINGS

Receipt Number	Item Number	Stat	Stat2	Description	Amount
----------------	-------------	------	-------	-------------	--------

Receipt Date: 02/21/2019

				RECEIPT TOTAL:	2,442.86
995019	0001	A		Trail Mix Sales	177.95
				RECEIPT TOTAL:	177.95
				TOTAL FOR DATE: 02/21/2019	3,148.06

Receipt Date: 02/22/2019

995020	0001	B	EX	Label for powerlifting overnig	44.90
				RECEIPT TOTAL:	44.90
995021	0001	A		Cash Sales World's Finest Choc	60.00
				RECEIPT TOTAL:	60.00
995022	0001	A		Library Fines cash	64.31
995022	0002	A		Library Fines Amy Smith #2173	22.98
				RECEIPT TOTAL:	87.29
995023	0001	A		HS Principal Coke Sales	80.00
				RECEIPT TOTAL:	80.00
995024	0001	A		Hamilton Ck 4751	125.00
995024	0002	A		Hamilton Ck 4751	50.00
995024	0003	A		Robinson Ck 2155	80.00
995024	0004	A		Weldy Ck 1100	125.00
995024	0005	A		Weldy Ck 1100	35.00
				RECEIPT TOTAL:	415.00
995025	0001	A		Student Breakfast	29.95
995025	0002	A		Adult Breakfast	0.00
995025	0003	A		Student Breakfast	2.75
995025	0004	A		Student Lunch Receipts	377.25
995025	0005	A		Student Milk Receipts	1.50
995025	0006	A		Student Alacarte	141.50
995025	0007	A		Adult Alacarte	56.00
995025	0008	A		Received On Account	(345.48)

List of Receipt Items by Date
MONTHLY REVENUE POSTINGS

Receipt Number	Item Number	Stat	Stat2	Description	Amount
----------------	-------------	------	-------	-------------	--------

Receipt Date: 02/22/2019

RECEIPT TOTAL: 263.47

995026	0001	A		Opportunity Grant	80,324.22
995026	0002	A		Targeted Assistance	25,403.98
995026	0003	A		K-3 Literacy	1,702.69
995026	0004	A		Economic Disadvantaged Funding	1,508.73
995026	0005	A		Limited Eng Proficiency Fundin	0.00
995026	0006	A		Gifted Education Funding	1,652.17
995026	0007	A		Transportation	4,084.58
995026	0008	A		Special Education Addl Funding	11,329.98
995026	0009	A		Capacity Aid	47,883.77
995026	0010	A		Graduation Bonus	0.00
995026	0011	A		Third Grade Reading Bonus	0.00
995026	0012	A		Career Tech Education Funding	182.12
995026	0013	A		Preschool Special Education	3,309.65
995026	0014	A		Special Education Transportat	575.16
995026	0015	A		Open Enrollment Adjustment	12,679.68
995026	0016	B	EX	Educational Service Center	(4,526.46)
995026	0017	B	EX	Open Enrollment Adjustment	(17,749.39)
995026	0018	B	EX	Community School Adjustment	(1,497.97)
995026	0019	B	EX	Scholarship Transfer	(1,015.80)
995026	0020	B	EX	Other Adjustment -negative	(4.18)
995026	0021	B	EX	SF14 Regular Tuition	(21.82)
995026	0022	B	EX	SF14 Special Education Tuition	(82.73)
995026	0023	B	EX	College Credit Plus	(1,430.79)
995026	0024	B	EX	School Employees Retirement Sy	(6,215.00)
995026	0025	B	EX	State Teachers Retirement Sys	(16,252.00)
995026	0026	B	EX	Excess Cost	24,063.97
995026	0027	A		SF14 Regular Tuition	1,960.02
995026	0028	A		FY 2018 Final #2 Adjustment	0.00
995026	0029	A		JV52 SF14 SPECIAL ED TUITION	2,227.29
995026	0030	B	EX	Other adjustment-negative	(505.47)

RECEIPT TOTAL: 169,586.40

TOTAL FOR DATE: 02/22/2019 170,537.06

Receipt Date: 02/25/2019

995027	0001	A		National FFA Week cash	153.10
RECEIPT TOTAL:					153.10
995028	0001	A		FFA Father Daughter Dance	354.00

RECEIPT LIST
List of Receipt Items by Date
MONTHLY REVENUE POSTINGS

Receipt Number	Item Number	Stat	Stat2	Description	Amount
----------------	-------------	------	-------	-------------	--------

Receipt Date: 02/25/2019

RECEIPT TOTAL: 354.00

995029	0001	A		Medicaid Billing payback	1,388.56
--------	------	---	--	--------------------------	----------

RECEIPT TOTAL: 1,388.56

995030	0001	A		Student Breakfast	15.25
995030	0002	A		Adult Breakfast	0.00
995030	0003	A		Student Breakfast	1.50
995030	0004	A		Student Lunch Receipts	372.25
995030	0005	A		Student Milk Receipts	0.00
995030	0006	A		Student Alacarte	198.20
995030	0007	A		Adult Alacarte	39.00
995030	0008	A		Received On Account	(183.25)

RECEIPT TOTAL: 442.95

995031	0001	A		Athletic Boosters sales	187.07
--------	------	---	--	-------------------------	--------

RECEIPT TOTAL: 187.07

TOTAL FOR DATE: 02/25/2019 2,525.68

Receipt Date: 02/26/2019

995032	0001	A		Chicken/PChop Dinner Cash	340.00
995032	0002	A		Chicken/PChop Trevino #3203	170.00
995032	0003	A		Chicken/PChop Fair # 9228	110.00
995032	0004	A		Chicken/PChop Zea #150	40.00
995032	0005	A		Chicken/PChop Cotrell#5487	70.00
995032	0006	A		Chicken/PChop Maxwell #9645	20.00
995032	0007	A		Chicken/PChop Estes #1724	40.00
995032	0008	A		Chicken/PChop Gade #7234	20.00
995032	0009	A		Chicken/PChop Shaffer #3553	30.00

RECEIPT TOTAL: 840.00

995033	0001	A		FFA Official Dress	75.50
--------	------	---	--	--------------------	-------

RECEIPT TOTAL: 75.50

995034	0001	A		Student Breakfast	26.35
995034	0002	A		Adult Breakfast	2.00
995034	0003	A		Student Breakfast	6.00
995034	0004	A		Student Lunch Receipts	347.25

RECEIPT LIST
List of Receipt Items by Date
MONTHLY REVENUE POSTINGS

Receipt Number	Item Number	Stat	Stat2	Description	Amount
----------------	-------------	------	-------	-------------	--------

Receipt Date: 02/26/2019

995034	0005	A		Student Milk Receipts	0.00
995034	0006	A		Student Alacarte	109.50
995034	0007	A		Adult Alacarte	36.50
995034	0008	A		Received On Account	(167.15)
RECEIPT TOTAL:					360.45
TOTAL FOR DATE: 02/26/2019					1,275.95

Receipt Date: 02/27/2019

995035	0001	A		Student Breakfast	32.10
995035	0002	A		Adult Breakfast	5.25
995035	0003	A		Student Breakfast	3.00
995035	0004	A		Student Lunch Receipts	330.50
995035	0005	A		Student Milk Receipts	0.00
995035	0006	A		Student Alacarte	119.90
995035	0007	A		Adult Alacarte	37.25
995035	0008	A		Received On Account	(168.50)
RECEIPT TOTAL:					359.50
995036	0001	A		ED Excess Costs 17-18 Sch Yr	8,091.66
RECEIPT TOTAL:					8,091.66
TOTAL FOR DATE: 02/27/2019					8,451.16

Receipt Date: 02/28/2019

995037	0001	A		Postage reimbursement-Kommer	1.00
RECEIPT TOTAL:					1.00
995038	0001	A		Student Breakfast	25.20
995038	0002	A		Adult Breakfast	1.75
995038	0003	A		Student Breakfast	3.50
995038	0004	A		Student Lunch Receipts	324.25
995038	0005	A		Student Milk Receipts	0.50
995038	0006	A		Student Alacarte	101.50
995038	0007	A		Adult Alacarte	36.75
995038	0008	A		Received On Account	(96.95)
RECEIPT TOTAL:					396.50

RECEIPT LIST
List of Receipt Items by Date
MONTHLY REVENUE POSTINGS

Receipt Number	Item Number	Stat	Stat2	Description	Amount
----------------	-------------	------	-------	-------------	--------

Receipt Date: 02/28/2019

995039	0001	A		Received on Acct-Lunch Payment	1,845.70
995039	0002	A		16-17 School fees	35.00
995039	0003	A		18-19 School Fees	35.00
995039	0004	A		AFNR 2018-2019	20.00
995039	0005	A		ART 1 (2018-2019)	40.00
995039	0006	A		ART 2 (2018-2019)	40.00
995039	0007	A		BIOLOGY 2018-2019	25.00
995039	0008	A		GENERAL FEE	70.00
995039	0009	A		P FINANCIAL MGMT 18-19	10.00
995039	0010	A		PHY SCIENCE 18-19	30.00

RECEIPT TOTAL: 2,150.70

995040	0001	A		G FND INTEREST FEBRUARY 2019	13,998.51
995040	0002	A		CAFE INTEREST FEBRUARY 2019	181.51
995040	0003	A		WADE INTEREST FEBRUARY 2019	22.44
995040	0004	A		BEARD INTEREST FEBRUARY 2019	96.48
995040	0005	A		ATHLETIC ACCT FEBRUARY 2019	0.00
995040	0006	B	EX	CK#21649 CLEAR FOR \$66 NOT \$65 (1.00)

RECEIPT TOTAL: 14,297.94

TOTAL FOR DATE: 02/28/2019 16,846.14

TOTAL AMOUNT: 503,567.80

Status Codes

A = Receipt	B = Refund, with check
B/NC = Refund, No check	B/EX = Reduction of expenditure
C = Appropriation modification	C/WA = Budget modification
D = Expense supplies distribution	D/EC = Error correction
F = Fund-to-fund transfer	V = Void refund

DATE: 03/04/2019
TIME: 11:22:51

BRADFORD BOARD OF EDUCATION
SUMMARY CHECK REGISTER - ALL CHECKS

PAGE 1
(CHECKS)

CHECK	DATE	NUMBER	VENDOR - NAME	AMOUNT	O-STS-C	REC/VD
21642	02/01/19	300083	SMILEY, DAN	40.00	W R	02/28/19
21643	02/01/19	300134	LAIR, STEVE	40.00	W R	02/28/19
21644	02/01/19	300042	MCNEIL, MIKE	65.00	W R	02/28/19
21645	02/01/19	300135	HINES, JOHN	65.00	W R	02/28/19
21646	02/01/19	300136	CARDENAS, ALEX	65.00	W W	
21647	02/02/19	300137	COOLEY, KEITH	65.00	W R	02/28/19
21648	02/02/19	300033	RAMMEL, ANDY	65.00	W R	02/28/19
21649	02/02/19	300138	LEMON, BRADLEY	65.00	W R	02/28/19
21650	02/01/19	300070	HILL, GENE	60.00	W R	02/28/19
21651	02/05/19	300139	SCHWARTZ, MATTHEW	40.00	W R	02/28/19
21652	02/05/19	300069	WEAVER, CLAYTON	40.00	W R	02/28/19
21653	02/05/19	300140	PENIX, JUSTIN	65.00	W R	02/28/19
21654	02/05/19	300141	BRADSHAW, RAY	65.00	W R	02/28/19
21655	02/05/19	300082	STRICKLAND, GREG	65.00	W R	02/28/19
21656	02/06/19	5242	AMERICAN FIDELITY ADMIN SERV	161.25	W R	02/28/19
21657	02/06/19	2083	BACH TO ROCK	242.24	W R	02/28/19
21658	02/06/19	5150	BRICKER & ECKLER LLP	238.50	W R	02/28/19
21659	02/06/19	956	BROWN SUPPLY COMPANY	481.85	W R	02/28/19
21660	02/06/19	231	DARKE COUNTY EDUCATIONAL	18,168.01	W R	02/28/19
21661	02/06/19	233	DP&L	5,373.76	W R	02/28/19
21662	02/06/19	861	CTB/MCGRAW HILL	203.79	W R	02/28/19
21663	02/06/19	3311	FARNHAM COMPANY	1,675.00	W R	02/28/19
21664	02/06/19	4388	FLORA'S SMALL ENGINE REPAIR	62.75	W R	02/28/19
21665	02/06/19	5176	HERSHEY CREAMERY CO.	312.96	W R	02/28/19
21666	02/06/19	320	HOCKER'S SERVICE	885.00	W R	02/28/19
21667	02/06/19	6015	JOSEPH HURST	180.20	W W	
21668	02/06/19	3714	LOWE'S	1,481.11	W R	02/28/19
21669	02/06/19	3973	M & T EXCAVATING	1,120.00	W R	02/28/19
21670	02/06/19	3363	MADISON/CHAMPAIGN E.S.C.	120.00	W R	02/28/19
21671	02/06/19	6026	MATTHEW TRIPLETT	159.39	W R	02/28/19
21672	02/06/19	1963	MIAMI CO EDUCATIONAL SERVICE	12,798.57	W R	02/28/19
21673	02/06/19	413	MIAMI COUNTY TREASURER	81.81	W R	02/28/19
21674	02/06/19	1098	MONTGOMERY CO EDUC SERVICE C	600.00	W R	02/28/19
21675	02/06/19	471	PATTY'S IGA INC.	41.57	W R	02/28/19
21676	02/06/19	5251	PERFECTION BAKERIES, INC.	182.17	W R	02/28/19
21677	02/06/19	5053	PITNEY BOWES, INC.	223.98	W R	02/28/19
21678	02/06/19	4272	REITER DAIRY OF SPRINGFIELD	1,093.82	W R	02/28/19
21679	02/06/19	5192	SCHMITZ, TINA	5.00	W R	02/28/19
21680	02/06/19	4594	SCHOOL SPECIALTY	229.30	W R	02/28/19
21681	02/06/19	2212	DARKE COUNTY TREASURER	5,471.11	W R	02/28/19
21682	02/06/19	2694	STAPLES CREDIT PLAN	84.77	W R	02/28/19
21683	02/06/19	6131	BURNS, TIMOTHY W	416.50	W W	
21684	02/06/19	3412	OHIO DEPARTMENT OF COMMERCE	159.75	W R	02/28/19
21685	02/06/19	4599	WOODHULL/FELTZ C/O US BANK	2,150.00	W R	02/28/19
21686	02/06/19	593	VILLAGE OF BRADFORD	87.00	W R	02/28/19
21687	02/06/19	4119	W.R. HACKETT INC.	311.45	W R	02/28/19
21688	02/06/19	1779	WAL-MART	138.51	W R	02/28/19
21689	02/07/19	300076	WITTEN, IMARI	60.00	W R	02/28/19
21690	02/07/19	300142	ROBBINS, LANE	60.00	W R	02/28/19
21691	02/07/19	300073	SELDON, WALTER JR.	65.00	W R	02/28/19
21692	02/07/19	300074	ARMSTRONG, ZACH	65.00	W W	
21693	02/07/19	300143	LOEB, BROOKS	65.00	W R	02/28/19
21694	02/09/19	300086	SHORT, AMBER	40.00	W R	02/28/19
21695	02/09/19	300144	GALENTINE, ERIC	40.00	W R	02/28/19
21696	02/09/19	300145	HOLLAN, CHRIS	65.00	W R	02/28/19
21697	02/09/19	300146	NAYLOR, RAY	65.00	W R	02/28/19

DATE: 03/04/2019
TIME: 11:22:51

BRADFORD BOARD OF EDUCATION
SUMMARY CHECK REGISTER - ALL CHECKS

PAGE 2
(CHECKS)

CHECK	DATE	NUMBER	VENDOR - NAME	AMOUNT	O-STS-C	REC/VD
21698	02/09/19	300147	WHITAKER, LEE	65.00	W R	02/28/19
21699	02/12/19	300148	MCCULLOUGH, KYLE	40.00	W R	02/28/19
21700	02/12/19	300149	BAKER, TODD	40.00	W R	02/28/19
21701	02/15/19	71817	Fike, John	500.00	W R	02/28/19
21702	02/15/19	71818	Fike, John	2,500.00	W R	02/28/19
21703	02/15/19	71809	Fike, John	500.00	W R	02/28/19
21704	02/15/19	300110	BOYER, TODD	40.00	W R	02/28/19
21705	02/15/19	300103	PIGG, GREGG	40.00	W R	02/28/19
21706	02/15/19	300150	HOWARD, KELLEY	65.00	W R	02/28/19
21707	02/15/19	300067	KEATY, PAT	65.00	W R	02/28/19
21708	02/15/19	300151	BALL, KEVIN	65.00	W R	02/28/19
21709	02/16/19	6118	DODD CAMERA	5,455.96	W R	02/28/19
21710	02/16/19	300087	QVICK, TERRY	65.00	W R	02/28/19
21711	02/16/19	300107	SILER, JON	65.00	W R	02/28/19
21712	02/16/19	300152	PETERSON, WILLIAM	40.00	W R	02/28/19
21713	02/16/19	300153	JAMES, REGINALD	40.00	W R	02/28/19
21714	02/16/19	300154	SNOW, DUSTIN	65.00	W R	02/28/19
21715	02/19/19	883	SOUTHWESTERN OH. EPC	53,518.93	W W	
21716	02/21/19	5242	AMERICAN FIDELITY ADMIN SERV	53.75	W R	02/28/19
21717	02/21/19	5198	ANGLIN, MIKAELA	130.38	W R	02/28/19
21718	02/21/19	4273	BRODART ORDER CENTER	233.75	W R	02/28/19
21719	02/21/19	4947	CDW-GOVERNMENT	3,350.25	W R	02/28/19
21720	02/21/19	184	COCA-COLA BOTTLING CO.	518.25	W R	02/28/19
21721	02/21/19	4406	COUNCIL ON RURAL SERVICE PRG	1,785.00	W W	
21722	02/21/19	229	CROSS COUNTY CONFERENCE	195.00	W W	
21723	02/21/19	3665	DARKE COUNTY GENERAL	259.50	W R	02/28/19
21724	02/21/19	6074	DARKE COUNTY VACUUMS	41.99	W W	
21725	02/21/19	1334	BARGER, DEBBIE	222.60	W R	02/28/19
21726	02/21/19	1454	DEMCO INC.	623.70	W R	02/28/19
21727	02/21/19	5232	DIRECT ENERGY BUSINESS	4,525.59	W R	02/28/19
21728	02/21/19	5137	EKON-O-PACK LLC	37.00	W R	02/28/19
21729	02/21/19	320	HOCKER'S SERVICE	1,393.00	W R	02/28/19
21730	02/21/19	6079	HMH SCORING SERVICE	386.49	W R	02/28/19
21731	02/21/19	5330	HSAD NETWORK	32.00	W R	02/28/19
21732	02/21/19	677	JOSTEN'S	2,182.00	W W	
21733	02/21/19	5240	MCGIFFIN, JOHN	88.30	W R	02/28/19
21734	02/21/19	1963	MIAMI CO EDUCATIONAL SERVICE	12,498.57	W R	02/28/19
21735	02/21/19	5300	NATIONAL FFA ORGANIZATION	192.00	W R	02/28/19
21736	02/21/19	1743	P&R COMMUNICATIONS SERVICE I	419.19	W R	02/28/19
21737	02/21/19	54	RAY, WENDY	15.90	W R	02/28/19
21738	02/21/19	1265	RUMPKE INC.	616.11	W R	02/28/19
21739	02/21/19	3280	SHELL OIL COMPANY INC.	948.41	W R	02/28/19
21740	02/21/19	4892	SNYDER, SHANE	212.49	W R	02/28/19
21741	02/21/19	5127	SPIRIT MEDICAL TRANSPORT	1,900.00	W R	02/28/19
21742	02/21/19	539	STANTON'S SHEET MUSIC	64.40	W R	02/28/19
21743	02/21/19	6029	STONER, SUSAN	54.74	W W	
21744	02/21/19	5132	TEAM FITZ GRAPHICS	30.00	W R	02/28/19
21745	02/21/19	3675	TIME WARNER CABLE	721.76	W R	02/28/19
21746	02/21/19	3643	VECTREN ENERGY DELIVERY	1,302.96	W R	02/28/19
21747	02/21/19	1779	WAL-MART	15.92	W R	02/28/19
21748	02/21/19	4798	WOODHULL, LLC	115.90	W R	02/28/19
21749	02/21/19	2701	WORLD'S FINEST CHOCOLATE	935.00	W W	
21750	02/22/19	3970	AMERICAN FIDELITY ASSURANCE	2,364.52	W W	
21751	02/22/19	4967	AMERICAN FIDELITY ASSURANCE	1,266.60	W W	
211284	02/01/19	900744	FIFTH THIRD OF	132,352.65	C C	
211285	02/01/19	900744	FIFTH THIRD OF	1,803.74	M M	

DATE: 03/04/2019
TIME: 11:22:51

BRADFORD BOARD OF EDUCATION
SUMMARY CHECK REGISTER - ALL CHECKS

PAGE 3
(CHECKS)

CHECK	DATE	NUMBER - VENDOR - NAME	AMOUNT	O-STS-C	REC/VD
211286	02/01/19	900885 School Employees Retirement	368.61	M	M
211287	02/01/19	900885 School Employees Retirement	.00	M	M
211288	02/01/19	900847 STATE TEACHERS RETIREMENT	2,014.29	M	M
211289	02/01/19	900847 STATE TEACHERS RETIREMENT	.00	M	M
211290	02/15/19	900744 FIFTH THIRD OF	131,112.77	C	C
211291	02/15/19	900744 FIFTH THIRD OF	1,785.37	M	M
211292	02/15/19	900885 School Employees Retirement	368.61	M	M
211293	02/15/19	900885 School Employees Retirement	.00	M	M
211294	02/15/19	900847 STATE TEACHERS RETIREMENT	2,014.29	M	M
211295	02/15/19	900847 STATE TEACHERS RETIREMENT	.00	M	M
901939	02/06/19	900006 GFS MEMO VENDOR	1,609.49	M	M
901940	02/06/19	902233 Ohio Bureau of Workers Comp	855.41	M	M
901941	02/11/19	900006 GFS MEMO VENDOR	876.18	M	M
901942	02/11/19	902233 Ohio Bureau of Workers Comp	233.00	M	M
901943	02/15/19	900006 GFS MEMO VENDOR	1,105.81	M	M
901944	02/25/19	900006 GFS MEMO VENDOR	1,271.64	M	M
901945	02/27/19	902233 Ohio Bureau of Workers Comp	855.41	M	M
901946	02/28/19	902233 Ohio Bureau of Workers Comp	.00	M	M
VOID	V	0	.00		
RECONCILED	R	97	96,103.55		
OUTSTANDING	W,C,I,T,B	15	326,535.90		
MEMO	M	18	15,161.85		
REFUND	B	0	.00		
WARRANT	W	110	159,174.03		
PAYROLL	C	2	263,465.42		
TRANSFERS	T	0	.00		
DIST/CORR	D	0	.00		
INVESTMENT	I	0	.00		
*** TOTAL CHECKS WRITTEN ***		130	437,801.30		

BRADFORD BOARD OF EDUCATION FINANCIAL REPORT BY FUND (With fund totals)

MDECA CREATED (FINJOU)
*** NOTE!! ONLY ACTIVE ACCOUNTS HAVE BEEN SELECTED, TOTALS MAY EXCLUDE AMOUNTS THAT ARE RELATED TO INACTIVE ACCOUNTS. ***

	BEGINNING BALANCE	MTD RECEIPTS	FYTD RECEIPTS	MTD EXPENDITURES	FYTD EXPENDITURES	AVAILABLE BALANCE	TOTAL ENCUMBERED	TOTAL UNENCUMB BALANCE

** FUND 001 **								

0000 GENERAL FUND	\$5,760,751.40	481,383.17	4,780,270.22	454,373.94	4,074,966.12	\$6,466,055.50	\$841,883.35	\$5,624,172.15
9000 GENERAL	\$5,151.82	.00	.00	.00	.00	\$5,151.82	\$.00	\$5,151.82
9002 SED BUS PURCHASE SET-ASIDES DARKE CO	\$31,156.92	.00	.00	.00	.00	\$31,156.92	\$.00	\$31,156.92
9003 MH BUS PURCHASE SET-ASIDES - DARKE CO	\$66,502.99	.00	.00	.00	.00	\$66,502.99	\$.00	\$66,502.99
9045 GENERAL	\$33,094.47	.00	2,433.66	.00	.00	\$35,528.13	\$.00	\$35,528.13
9118 GENERAL FUND EXPENDITURE FOR LITERACY GRANT	\$.00	.00	.00	9.94	5,736.74	\$5,736.74	\$14.91	\$5,751.65
9119 STRIVING READERS GRANT	\$.00	.00	.00	.00	17,419.58	\$17,419.58	\$.00	\$17,419.58
9121 TEXTBOOK AND INSTRUCTIONAL MATERIALS SET-ASID	\$109,538.73	.00	.00	187.89	27,294.68	\$82,244.05	\$1,556.92	\$80,687.13
9122 CAPITAL MAINTENANCE SET-ASIDES	\$270,584.99	.00	.00	.00	163,427.98	\$434,022.97	\$.00	\$434,022.97
9125 Cafeteria Plan Refunds	\$651.98	.00	.00	.00	.00	\$651.98	\$.00	\$651.98
9154 MEDICAID REIMBURSEMENT	\$.00	1,388.56	1,388.56	.00	.00	\$1,388.56	\$.00	\$1,388.56
9194 GENERAL FUND - STATE BUS PURCHASE ALLOWANCE	\$4,229.48	.00	.00	.00	.00	\$4,229.48	\$.00	\$4,229.48
9195 GENERAL FUND - PARITY	\$116,690.81	.00	.00	.00	.00	\$116,690.81	\$.00	\$116,690.81
9215 BOOSTER CLUB MONEY FOR FOOD ACTIVITIES	\$.00	331.81	1,954.00	144.74	1,818.64	\$135.36	\$582.02	\$446.66
9221 TRANSPORTATION USING VAN	\$.00	.00	.00	.00	131.93	\$131.93	\$243.07	\$375.00
9222 GENERAL	\$230.83	87.29	100.54	.00	.00	\$331.37	\$.00	\$331.37
9318 PETTY CASH ACCOUNTS	\$.00	.00	.00	.00	100.00	\$100.00	\$.00	\$100.00
9320 GENERAL	\$30.00	.00	.00	.00	.00	\$30.00	\$.00	\$30.00
9412 GENERAL STATE SETASIDE	\$113,345.65	.00	.00	.00	.00	\$113,345.65	\$.00	\$113,345.65
9718 GENERAL	\$30,364.46	.00	.00	23.26	32,329.36	\$62,693.82	\$34.89	\$62,728.71
9819 FEDERAL GRANT EXPENDITURES IN GENERAL FUND	\$.00	.00	.00	.00	35.72	\$35.72	\$.00	\$35.72

FINANCIAL REPORT BY FUND (With fund totals)

BRADFORD BOARD OF EDUCATION

MDECA CREATED (FINJOU)
*** NOTE!! ONLY ACTIVE ACCOUNTS HAVE BEEN SELECTED, TOTALS MAY EXCLUDE AMOUNTS THAT ARE RELATED TO INACTIVE ACCOUNTS. ***

	BEGINNING BALANCE	MTD RECEIPTS	FYTD RECEIPTS	MTD EXPENDITURES	FYTD EXPENDITURES	AVAILABLE BALANCE	TOTAL ENCUMBERED	TOTAL UNENCUMB BALANCE
TOT 001:	\$5,940,415.63	483,190.83	4,786,146.98	454,739.77	4,323,260.75	\$6,403,301.86	\$844,315.16	\$5,558,986.70
=====								

** FUND 002 **								

0000 BOND RETIREMENT 4.12 MILLS BOND REG/BLDG 2020								
\$146,680.65	.00	39,379.25	.00	105,601.59	\$80,458.31	\$80,458.31	\$.00	\$80,458.31
9020 BOND RETIREMENT .58 MILLS BOND SITE 2020								
\$24,209.00	.00	5,456.07	.00	15,036.21	\$14,628.86	\$14,628.86	\$.00	\$14,628.86
TOT 002:	\$170,889.65	.00	44,835.32	.00	120,637.80	\$95,087.17	\$.00	\$95,087.17
=====								

** FUND 003 **								

0000 PERMANENT IMPROVEMENT FUND								
\$441,263.90	.00	.00	.00	.00	.00	\$441,263.90	\$.00	\$441,263.90
TOT 003:	\$441,263.90	.00	.00	.00	.00	\$441,263.90	\$.00	\$441,263.90
=====								

** FUND 006 **								

0000 LUNCHROOM/FOOD SERVICE								
\$91,719.10	22,495.58	148,120.15	17,783.76	152,578.36	\$87,260.89	\$23,220.22	\$64,040.67	\$64,040.67
9318 PETTY CASH ACCOUNTS								
\$.00	.00	.00	.00	80.00	\$80.00-	\$.00	\$.00	\$80.00-

BRADFORD BOARD OF EDUCATION FINANCIAL REPORT BY FUND (with fund totals)

MDECA CREATED (FINJOU)
*** NOTE!! ONLY ACTIVE ACCOUNTS HAVE BEEN SELECTED, TOTALS MAY EXCLUDE AMOUNTS THAT ARE RELATED TO INACTIVE ACCOUNTS. ***

	BEGINNING BALANCE	MTD RECEIPTS	FYTD RECEIPTS	MTD EXPENDITURES	FYTD EXPENDITURES	AVAILABLE BALANCE	TOTAL ENCUMBERED	TOTAL UNENCUMB BALANCE
TOT 006:	\$91,719.10	22,495.58	148,120.15	17,783.76	152,658.36	\$87,180.89	\$23,220.22	\$63,960.67
=====								

** FUND 007 **								

9000 UNCLAIMED FUNDS	\$489.73	.00	.00	.00	.00	\$489.73	\$.00	\$489.73
9900 BRAUFORD FIRE & RESCUE SCHOLARSHIP	\$500.00	.00	.00	.00	500.00	\$1,000.00	\$.00	\$1,000.00
9901 CREIGLOW SCHOLARSHIP FUND	\$1,000.00	.00	.00	.00	250.00	\$750.00	\$750.00	\$.00
9902 BLESSED DIRECTION INC. SCHOLARSHIP	\$5,500.00	.00	.00	.00	2,000.00	\$3,500.00	\$6,000.00	\$2,500.00
9903 MAX WEAVER SCHOLARSHIP FUND	\$500.00	.00	.00	.00	.00	\$500.00	\$.00	\$500.00
9905 CHAD NOLAN SCHOLARSHIP/MISC	\$3,250.00	.00	.00	.00	1,000.00	\$4,250.00	\$.00	\$4,250.00
9906 COVINGTON EAGLES SCHOLARSHIP FUND	\$3,774.62	.00	.00	.00	500.00	\$3,274.62	\$750.00	\$2,524.62
9907 PERSI AND COCA-COLA SCHOLARSHIP FUNDS	\$2,500.00	.00	.00	.00	.00	\$2,500.00	\$500.00	\$2,000.00
9908 RICHARD "DICK" HARMON SCHOLARSHIP FUND	\$25,500.00	.00	.00	.00	2,500.00	\$23,000.00	\$.00	\$23,000.00
9909 VERNON LINDEMAN LINEMAN SCHOLARSHIP	\$1,000.00	.00	.00	.00	.00	\$1,000.00	\$1,000.00	\$.00
9910 AAA SCHOLARSHIP FUND	\$.00	.00	.00	.00	.00	\$.00	\$.00	\$.00
9911 RAY PRUITT SCHOLARSHIP FUND	\$.00	.00	.00	.00	.00	\$.00	\$.00	\$.00
9912 HAROLD MARKER SCHOLARSHIP FUND	\$2,000.00	.00	2,000.00	.00	2,000.00	\$2,000.00	\$2,000.00	\$.00
9996 PRODUCTION PAINT FINISHERS GRANT/SPECIAL TRUS	\$4,007.99	4,000.00	8,000.00	.00	3,000.00	\$92.01	\$1,500.00	\$507.99
TOT 007:	\$34,506.36	4,000.00	10,000.00	.00	11,750.00	\$32,756.36	\$12,500.00	\$20,256.36
=====								

FINANCIAL REPORT BY FUND (with fund totals)

BRADFORD BOARD OF EDUCATION

MDECA CREATED (FINJOU)

*** NOTE!! ONLY ACTIVE ACCOUNTS HAVE BEEN SELECTED, TOTALS MAY EXCLUDE AMOUNTS THAT ARE RELATED TO INACTIVE ACCOUNTS. ***

BEGINNING BALANCE	MTD RECEIPTS	FYTD RECEIPTS	MTD EXPENDITURES	FYTD EXPENDITURES	AVAILABLE BALANCE	TOTAL ENCUMBERED	TOTAL UNENCUMB BALANCE

** FUND 008 **							

0000 MADE KINDERGARTEN	22.44	161.47	.00	.00	\$10,458.29	\$.00	\$10,458.29
9202 BEARD ENDOWMENT	96.48	694.34	.00	.00	\$44,972.76	\$2,000.00	\$42,972.76
TOT 008:	118.92	855.81	.00	.00	\$55,431.05	\$2,000.00	\$53,431.05
=====							

** FUND 010 **							

0000 CLASSROOM FACILITIES	.00	.00	.00	.00	\$.00	\$.00	\$.00
TOT 010:	.00	.00	.00	.00	\$.00	\$.00	\$.00
=====							

** FUND 018 **							

9110 PRINCIPAL FUND - ELEMENTARY	1,292.00	3,718.81	1,290.30	6,941.77	\$12,111.23	\$5,599.63	\$6,511.60
9113 ELEMENTARY PRINCIPAL -BOX TOPS	479.70	479.70	.00	434.81	\$13,261.17	\$906.67	\$12,354.50
9130 HIGH SCHOOL PRINCIPAL FUND	1,005.00	2,566.21	291.50	1,751.30	\$3,412.11	\$783.95	\$2,628.16
9131 HIGH SCHOOL PRINCIPAL (AFTER PROM) FUND	.00	.00	.00	.00	\$250.00	\$.00	\$250.00
9222 HIGH SCHOOL PRINCIPAL FUND LIBRARY	.00	.00	.00	.00	\$2,188.00	\$.00	\$2,188.00

MDECA CREATED (FINJOU)

*** NOTE!! ONLY ACTIVE ACCOUNTS HAVE BEEN SELECTED, TOTALS MAY EXCLUDE AMOUNTS THAT ARE RELATED TO INACTIVE ACCOUNTS. ***

	BEGINNING BALANCE	MTD RECEIPTS	FYTD RECEIPTS	MTD EXPENDITURES	FYTD EXPENDITURES	AVAILABLE BALANCE	TOTAL ENCUMBERED	TOTAL UNENCUMBERED BALANCE
TOT 018:	\$39,585.67	2,776.70	6,764.72	1,581.80	9,127.88	\$31,222.51	\$7,290.25	\$29,932.26
=====								

** FUND 019 **								

0000 OTHER GRANT								
9001 SHOPA KIDS IN NEED FOUNDATION GRANT	\$.00	.00	2.85	.00	.00	\$2.85	\$.00	\$2.85
9003 MIAMI COUNTY FOUNDATION-FEELING GOOD MILE HIG	\$.35	.00	.00	.00	.00	\$.35	\$.00	\$.35
9004 RADIO & TEL NENS DIRECTORS FOUND MEDIA TECH	\$1.84	.00	.00	.00	.00	\$1.84	\$.00	\$1.84
9005 ECO GARDEN GRANT MIAMI COUNTY PARK DISTRICT	\$174.02	.00	.00	.00	.00	\$174.02	\$.00	\$174.02
9007 REED - VALEDICTORIAN/MEMORIAL	\$500.00	.00	.00	.00	.00	\$500.00	\$.00	\$500.00
9008 MIAMI COUNTY FOUNDATION ECO GARDEN GRANT	\$309.58	.00	.00	.00	.00	\$309.58	\$.00	\$309.58
9009 ELEMNTARY ART - TROY FOUNDATION	\$3.75	.00	.00	.00	.00	\$3.75	\$.00	\$3.75
9011 MIAMI COUNTY FOUNDATION ALL ABOARD PROGRAM	\$12.91	.00	.00	.00	.00	\$12.91	\$.00	\$12.91
9012 MAC GRANT	\$102.22	.00	.00	.00	.00	\$102.22	\$.00	\$102.22
9015 MIAMI COUNTY FOUNDATION ELEMENTARY GRANT	\$1,093.18	.00	.00	.00	.00	\$1,093.18	\$.00	\$1,093.18
9017 EAGLES-COVINGTON DONATION	\$20.25	.00	.00	.00	.00	\$20.25	\$.00	\$20.25
9018 MIAMI COUNTY FOUNDATION-ART DISCOVERY CAMP	\$5,927.64	.00	.00	.00	.00	\$5,927.64	\$.00	\$5,927.64
9019 MIAMI COUNTY FOUNDATION FALL/ELE HEALTH	\$512.62	.00	.00	.00	.00	\$512.62	\$.00	\$512.62
9021 TROY FOUNDATION FIELD TRIP GRANT	\$.00	.00	7,000.00	.00	.00	\$7,000.00	\$.00	\$7,000.00
9022 MISCELLANEOUS FIELD TRIP GRANTS	\$.00	.00	.00	.00	.00	\$.00	\$.00	\$.00
9023 VIVIAN RUSSELL KINDERGARTEN FUND	\$758.76	.00	.00	.00	.00	\$758.76	\$.00	\$758.76
9024 ANNA BIER ART GRANT	\$57.87	.00	.00	.00	.00	\$57.87	\$.00	\$57.87
	\$593.99	.00	400.00	.00	.00	\$993.99	\$92.90	\$901.09

MDECA CREATED (FIMJOU)

*** NOTE!! ONLY ACTIVE ACCOUNTS HAVE BEEN SELECTED, TOTALS MAY EXCLUDE AMOUNTS THAT ARE RELATED TO INACTIVE ACCOUNTS. ***

	BEGINNING BALANCE	MTD RECEIPTS	FYTD RECEIPTS	MTD EXPENDITURES	FYTD EXPENDITURES	AVAILABLE BALANCE	TOTAL ENCUMBERED	TOTAL UNENCUMBERED BALANCE
9025 COMMUNITY BLOOD CENTER GRANT	.00	.00	.00	.00	.00	\$.00	\$.00	\$.00
9026 BELIEVE IN OHIO GRANT	\$.00	.00	.00	.00	.00	\$.00	\$.00	\$.00
9027 TRI-COUNTY BOARD OF REC AND MENTAL HEALTH GRA	\$67.65	.00	.00	.00	.00	\$67.65	\$.00	\$67.65
9131 MIAMI COUNTY FOUNDATION SEMI-ANNUAL GRANT	\$.00	.00	.00	.00	.00	\$.00	\$.00	\$.00
9132 OTHER GRANT RENAISSANCE	\$1,560.54	.00	14,040.00	5,455.96	9,108.46	\$6,592.08	\$3,339.60	\$3,252.48
9181 MIAMI COUNTY PARKS - GIZMOS GRANT	\$.00	.00	.00	.00	.00	\$.00	\$.00	\$.00
9182 Miami County Parks-7th Growth Mindsets	\$2,200.00	.00	.00	.00	2,195.00	\$5.00	\$.00	\$5.00
9191 MIAMI CO FOUNDATION-PHONES/RADIOS	\$1,750.00	.00	.00	.00	1,750.00	\$.00	\$.00	\$.00
9192 MIAMI CO FOUNDATION-FRENCH HORNS	\$.00	.00	.00	.00	.00	\$.00	\$.00	\$.00
9193 MIAMI CO FOUNDATION-CAMERAS	\$.00	.00	.00	.00	.00	\$.00	\$.00	\$.00
9222 OTHER GRANT LIBRARY	\$.00	.00	.00	.00	.00	\$.00	\$.00	\$.00
9230 OTHER GRANT	\$10.00	.00	.00	.00	.00	\$10.00	\$.00	\$10.00
9410 GRANT FROM DARKE COUNTY FOUNDATION	\$150.00	.00	.00	.00	.00	\$150.00	\$.00	\$150.00
9517 OTHER GRANT	\$.00	.00	1,100.00	.00	.00	\$1,100.00	\$.00	\$1,100.00
TOT 019:	\$6,400.00	.00	22,542.85	5,455.96	12,963.46	\$31,796.56	\$3,432.50	\$28,364.06
	\$22,207.17	.00						
=====								

** FUND 022 **								

0000 OHSAA TOURNAMENT ACCOUNTS						\$399.54	\$.00	\$399.54
9718 DISTRICT AGENCY	\$1,039.96	.00	.00	.00	24.11	\$1,015.85	\$.00	\$1,015.85

FINANCIAL REPORT BY FUND (with fund totals)

BRADFORD BOARD OF EDUCATION

MDECA CREATED (FINJOU)

*** NOTE!! ONLY ACTIVE ACCOUNTS HAVE BEEN SELECTED, TOTALS MAY EXCLUDE AMOUNTS THAT ARE RELATED TO INACTIVE ACCOUNTS. ***

	BEGINNING BALANCE	MTD RECEIPTS	FYTD RECEIPTS	MTD EXPENDITURES	FYTD EXPENDITURES	AVAILABLE BALANCE	TOTAL ENCUMBERED	TOTAL UNENCUMB BALANCE
9130 MUSE MACHINE								
	\$2,001.22	.00	.00	.00	.00	\$2,001.22	\$992.98	\$1,008.24
9131 DRAMA CLUB								
	\$6,099.49	.00	.00	.00	.00	\$6,099.49	\$.00	\$6,099.49
9132 RENAISSANCE								
	\$.00	.00	.00	.00	.00	\$.00	\$.00	\$.00
9133 GLEE CLUB								
	\$368.65	.00	.00	.00	.00	\$368.65	\$.00	\$368.65
9320 HIGH SCHOOL FAMILY & CONSUMER SCIENCE								
	\$.00	.00	.00	.00	.00	\$.00	\$.00	\$.00
9330 FUTURE FARMERS OF AMERICA								
	\$4,751.01	615.10	15,346.88	207.92	14,448.55	\$5,649.34	\$2,160.23	\$3,489.11
9400 HIGH SCHOOL MUSIC DEPARTMENT								
	\$571.12	1,720.40	2,220.40	242.24	242.24	\$2,549.28	\$1,872.95	\$676.33
9610 ELEMENTARY STUDENT COUNCIL								
	\$648.32	.00	.00	.00	134.76	\$513.56	\$65.24	\$448.32
9630 HIGH SCHOOL STUDENT COUNCIL								
	\$1,179.06	.00	3,115.00	.00	2,596.06	\$1,699.00	\$137.87	\$1,560.13
9680 YEARBOOK								
	\$6,529.26	323.50	4,670.50	982.00	5,019.59	\$6,180.17	\$3,445.41	\$2,734.76
9710 NATIONAL HONOR SOCIETY								
	\$321.27-	.00	105.00	.00	.00	\$216.27-	\$.00	\$216.27-
TOT 200:	\$28,981.13	4,375.95	32,978.14	2,421.90	27,415.79	\$34,543.48	\$11,578.21	\$22,965.27

** FUND 300 **

9001 HIGH SCHOOL ART

\$721.58

9002 WASHINGTON DC TRIP - 8TH GRADE

\$8,441.78

9004 MEDIA-TECH CLASS

\$5.57

9190 ROADER BALLOONS

\$.00

9500 ATHLETIC DIRECTOR

\$13,973.16

9501 ATHLETIC DIRECTOR FSN

\$750.00

\$721.58

\$848.13-

\$5.57

\$.00

\$19,414.08

\$750.00

\$.00

\$26,484.28

\$.00

\$.00

\$.00

\$.00

\$.00

\$.00

\$.00

\$.00

\$.00

\$.00

\$.00

\$.00

\$.00

\$.00

\$.00

\$.00

\$.00

\$.00

\$.00

\$.00

\$.00

\$.00

MDECA CREATED (FINJOU)

*** NOTE!! ONLY ACTIVE ACCOUNTS HAVE BEEN SELECTED, TOTALS MAY EXCLUDE AMOUNTS THAT ARE RELATED TO INACTIVE ACCOUNTS. ***

	BEGINNING BALANCE	MTD RECEIPTS	FYTD RECEIPTS	MTD EXPENDITURES	FYTD EXPENDITURES	AVAILABLE BALANCE	TOTAL ENCUMBERED	TOTAL UNENCUMB BALANCE
TOT 499:	\$.00	.00	2,718.25	.00	147.50	\$2,570.75	\$.00	\$2,570.75
=====								

** FUND 504 **

0000 ED JOBS FUND

	\$.00	.00	.00	.00	.00	\$.00	\$.00	\$.00
TOT 504:	\$.00	.00	.00	.00	.00	\$.00	\$.00	\$.00
=====								

** FUND 506 **

0000 RACE TO THE TOP FEDERAL FUNDS

	\$.00	.00	.00	.00	.00	\$.00	\$.00	\$.00
TOT 506:	\$.00	.00	.00	.00	.00	\$.00	\$.00	\$.00
=====								

** FUND 516 **

0000 IDEA PART B

9017 IDEA PART B	\$.00	.00	.00	.00	.00	\$.00	\$.00	\$.00
9018 IDEA PART B	\$.00	.00	.00	.00	.00	\$.00	\$.00	\$.00
9209 IDEA B SPECIAL ED FY2009 FLOWTHRU	\$.00	.00	.00	.00	.00	\$.00	\$.00	\$.00
9210 IDEA B SPECIAL ED FY2010	\$.00	.00	.00	.00	.00	\$.00	\$.00	\$.00

MDECA CREATED (FINJOU)

*** NOTE!! ONLY ACTIVE ACCOUNTS HAVE BEEN SELECTED, TOTALS MAY EXCLUDE AMOUNTS THAT ARE RELATED TO INACTIVE ACCOUNTS. ***

BEGINNING BALANCE	MTD RECEIPTS	FYTD RECEIPTS	MTD EXPENDITURES	FYTD EXPENDITURES	AVAILABLE BALANCE	TOTAL ENCUMBERED	TOTAL UNENCUMB BALANCE
9210 TITLE II-TECH FY2010	.00	.00	.00	.00	\$.00	\$.00	\$.00
9211 TITLE II-TECH FY2011	.00	.00	.00	.00	\$.00	\$.00	\$.00
9212 TITLE II-D TECH FY2012	.00	.00	.00	.00	\$.00	\$.00	\$.00
TOT 533:	.00	.00	.00	.00	\$.00	\$.00	\$.00
=====							

** FUND 572 **							

0000 TITLE I							
9209 TITLE I DISADVANTAGED YOUTH FY2009	.00	336.90	.00	.00	\$485.84	\$.00	\$485.84
9210 TITLE I DISADVANTAGED YOUTH FY2010	.00	.00	.00	.00	\$.00	\$.00	\$.00
9211 TITLE I DISADVANTAGED YOUTH FY2011	.00	.00	.00	.00	\$.00	\$.00	\$.00
9213 TITLE I DISADVANTAGES YOUTH FY2013	.00	.00	.00	.00	\$.00	\$.00	\$.00
9214 TITLE I DISADVANTAGED YOUTH FY2014	.00	.00	.00	.00	\$.00	\$.00	\$.00
9215 TITLE I DISADVANTAGED YOUTH FY2015	.00	.00	.00	.00	\$.00	\$.00	\$.00
9216 TITLE I DISADVANTAGE YOUTH FY16	.00	.00	.00	.00	\$.00	\$.00	\$.00
9217 TITLE I DISADVANTAGED YOUTH FY17	.00	.00	.00	.00	\$.00	\$.00	\$.00
9218 TITLE I DISADVANTAGED YOUTH FY18	.00	.00	.00	.00	\$.00	\$.00	\$.00
932N TITLE I STIMULUS FY2010	.00	.00	.00	.00	\$.00	\$.00	\$.00
932O TITLE I STIMULUS FY2011	.00	.00	.00	.00	\$.00	\$.00	\$.00
9718 TITLE I DISADVANTAGES YOUTH FY18	.00	.00	.00	.00	\$.00	\$.00	\$.00
9819 TITLE ONE 2018-2019 SCHOOL YEAR	.00	138,635.83	13,560.92	86,827.85	\$51,807.98	\$79.29	\$51,728.69
\$.00	54,447.26						

MDECA CREATED (FINJOU)

*** NOTE!!! ONLY ACTIVE ACCOUNTS HAVE BEEN SELECTED, TOTALS MAY EXCLUDE AMOUNTS THAT ARE RELATED TO INACTIVE ACCOUNTS. ***

BEGINNING BALANCE	MTD RECEIPTS	FYTD RECEIPTS	MTD EXPENDITURES	FYTD EXPENDITURES	AVAILABLE BALANCE	TOTAL ENCUMBERED	TOTAL UNENCUMBS BALANCE
\$148.94	54,447.26	138,972.73	13,560.92	86,827.85	\$52,293.82	\$79.29	\$52,214.53
TOT 572:							
=====							

** FUND 573 **							

9209 TITLE V FY2009							
\$.00	.00	.00	.00	.00	\$.00	\$.00	\$.00
TOT 573:							
=====							

** FUND 584 **							

9209 SAFE AND DRUG FREE FY2009							
\$.00	.00	.00	.00	.00	\$.00	\$.00	\$.00
9210 SAFE AND DRUG FREE FY2010							
\$.00	.00	.00	.00	.00	\$.00	\$.00	\$.00
TOT 584:							
=====							

** FUND 587 **							

9017 PRESCHOOL MONIES							
\$.00	.00	.00	.00	.00	\$.00	\$.00	\$.00
9018 PRESCHOOL MONIES							
\$.00	.00	.00	.00	.00	\$.00	\$.00	\$.00
9209 IDEA PRESCHOOL SPEC ED FY2009 FLOWTHRU							
\$.00	.00	.00	.00	.00	\$.00	\$.00	\$.00
9210 IDEA PRESCHOOL SPEC ED FY2010							
\$.00	.00	.00	.00	.00	\$.00	\$.00	\$.00

MDECA CREATED (FINJOU)

*** NOTE!! ONLY ACTIVE ACCOUNTS HAVE BEEN SELECTED, TOTALS MAY EXCLUDE AMOUNTS THAT ARE RELATED TO INACTIVE ACCOUNTS. ***

BEGINNING BALANCE	MTD RECEIPTS	FYTD RECEIPTS	MTD EXPENDITURES	FYTD EXPENDITURES	AVAILABLE BALANCE	TOTAL ENCUMBERED	TOTAL UNENCUMB BALANCE
9211 IDEA PRESCHOOL SPEC ED FY2011		.00	.00	.00	\$.00	\$.00	\$.00
9212 IDEA PRESCHOOL SPEC ED FY2012	\$.00	.00	.00	.00	\$.00	\$.00	\$.00
9213 IDEA PRESCHOOL SPEC ED FY2013	\$.00	.00	.00	.00	\$.00	\$.00	\$.00
9214 IDEA PRESCHOOL SPEC ED FY2013	\$.00	.00	.00	.00	\$.00	\$.00	\$.00
9215 IDEA PRESCHOOL SPEC ED FY2015	\$.00	.00	.00	.00	\$.00	\$.00	\$.00
9216 IDEA PRESCHOOL SPEC ED FY2016	\$.00	.00	.00	.00	\$.00	\$.00	\$.00
9217 IDEA PRESCHOOL SPEC ED FY2017	\$.00	.00	.00	.00	\$.00	\$.00	\$.00
932N IDEA B FY2010 STIMULUS	\$.00	.00	.00	.00	\$.00	\$.00	\$.00
932O IDEA B FY2011 STIMULUS	\$.00	.00	.00	.00	\$.00	\$.00	\$.00
9718 IDEA	\$.00	.00	.00	.00	\$.00	\$.00	\$.00
9819 PRESCHOOL GRANT FOR 2018-2019	\$.00	.00	.00	.00	\$.00	\$.00	\$.00
TOT 567:	\$.00	.00	.00	.00	\$.00	\$.00	\$.00
=====							

** FUND 590 **							

9014 IMPROVING TEACHER QUALITY FY14		.00	.00	.00	\$.00	\$.00	\$.00
9209 IMPROVING TEACHER QUALITY FY2009	\$.00	.00	.00	.00	\$.00	\$.00	\$.00
9210 IMPROVING TEACHER QUALITY FY2010	\$.00	.00	.00	.00	\$.00	\$.00	\$.00
9211 IMPROVING TEACHER QUALITY FY2011	\$.00	.00	.00	.00	\$.00	\$.00	\$.00
9212 IMPROVING TEACHER QUALITY FY2012	\$.00	.00	.00	.00	\$.00	\$.00	\$.00
9213 IMPROVING TEACHER QUALITY FY2013	\$.00	.00	.00	.00	\$.00	\$.00	\$.00
9214 IMPROVING TEACHER QUALITY FY2014	\$.00	.00	.00	.00	\$.00	\$.00	\$.00

MDECA CREATED (FINJOU)

*** NOTE!! ONLY ACTIVE ACCOUNTS HAVE BEEN SELECTED, TOTALS MAY EXCLUDE AMOUNTS THAT ARE RELATED TO INACTIVE ACCOUNTS. ***

	BEGINNING BALANCE	MTD RECEIPTS	FYTD RECEIPTS	MTD EXPENDITURES	FYTD EXPENDITURES	AVAILABLE BALANCE	TOTAL ENCUMBERED	TOTAL UNENCUMB BALANCE
9215 IMPROVING TEACHER QUALITY FY2015	\$.00	.00	.00	.00	.00	\$.00	\$.00	\$.00
9216 IMPROVING TEACHER QUALITY FY2016	\$.00	.00	.00	.00	.00	\$.00	\$.00	\$.00
9217 IMPROVING TEACHER QUALITY FY2017	\$.00	.00	.00	.00	.00	\$.00	\$.00	\$.00
9218 IMPROVING TEACHER QUALITY FY18	\$.00	.00	.00	.00	.00	\$.00	\$.00	\$.00
9718 IMPROVING TEACHER QUALITY FY2018	\$.00	.00	.00	.00	.00	\$.00	\$.00	\$.00
9819 TITLE IIA FOR THE 2018-2019 SCHOOL YEAR	\$.00	14,631.10	14,631.10	.00	.00	\$14,631.10	\$.00	\$14,631.10
TOT 590:	\$.00	14,631.10	14,631.10	.00	.00	\$14,631.10	\$.00	\$14,631.10

** FUND 599 **

0000 OTHER MISC FEDERAL GRANTS								
9118 MISC. FED. GRANT	\$15,73		35.58	.00	.00	\$51.31	\$.00	\$51.31
9119 MISC. FED. GRANT	\$.00		65,061.15	.00	65,132.75	\$71.60-	\$12.90	\$84.50-
9199 GRANT SMALL RURAL SCHOOL GRANTS	\$.00		.00	7,707.82	24,418.59	\$24,418.59-	\$1,215.64	\$25,634.23-
9209 TITLE II-D FY2009	\$.00		47,884.00	.00	23,847.00	\$24,037.00	\$50.00	\$23,987.00
9210 TITLE II-D FY2010	\$.00		.00	.00	.00	\$.00	\$.00	\$.00
9718 MISC. FED. GRANT	\$.00		.00	.00	.00	\$.00	\$.00	\$.00
9819 TITLE IV FOR THE 2018-2019 SCHOOL YEAR	\$.00		8,116.00	.00	8,116.00	\$.00	\$.00	\$.00
9909 REAP FY2009 FEDERAL GRANT	\$.00		.00	.00	.00	\$.00	\$.00	\$.00
9910 REAP FY2010	\$.00		.00	.00	.00	\$.00	\$.00	\$.00
9911 REAP FY2011	\$.00		.00	.00	.00	\$.00	\$.00	\$.00
9912 REAP FY2012	\$.00		.00	.00	.00	\$.00	\$.00	\$.00

NDECA CREATED (FINJOU)

*** NOTE!! ONLY ACTIVE ACCOUNTS HAVE BEEN SELECTED, TOTALS MAY EXCLUDE AMOUNTS THAT ARE RELATED TO INACTIVE ACCOUNTS. ***

	BEGINNING BALANCE	MTD RECEIPTS	FYTD RECEIPTS	MTD EXPENDITURES	FYTD EXPENDITURES	AVAILABLE BALANCE	TOTAL ENCUMBERED	TOTAL UNENCUMBERED BALANCE
9913 REAP FY2013	\$.00	.00	.00	.00	.00	\$.00	\$.00	\$.00
9914 REAP FY2014	\$.00	.00	.00	.00	.00	\$.00	\$.00	\$.00
9915 REAP FY2105	\$.00	.00	.00	.00	.00	\$.00	\$.00	\$.00
9916 REAP FY2016	\$.00	.00	.00	.00	.00	\$.00	\$.00	\$.00
9917 REAP FY2017	\$.00	.00	.00	.00	.00	\$.00	\$.00	\$.00
9918 REAP FY2018	\$2,535.00	.00	.00	.00	2,535.00	\$.00	\$.00	\$.00
TOT 599:	\$12,979.50	.00	16,222.00	.00	4,884.00	\$24,311.50	\$100.00	\$24,211.50
	\$15,524.23	.00	137,318.73	7,707.82	128,933.34	\$23,909.62	\$1,378.54	\$22,531.08

GRAND TOTALS:

\$7,300,069.27 576,974.24 5,440,939.26 505,619.85 4,936,440.54 \$7,804,567.99 \$982,278.45 \$6,822,289.54

*** NOTE!! ONLY ACTIVE ACCOUNTS HAVE BEEN SELECTED, TOTALS MAY EXCLUDE AMOUNTS THAT ARE RELATED TO INACTIVE ACCOUNTS. ***

BRADFORD BOARD OF EDUCATION
 APPROPRIATION COMPLIANCE VERIFICATION
 Based On Expendable Amount
 Summary Report By Fund

FUND	DESCRIPTION	BEGIN CASH	REVSUM TOTAL	APPSUM TOTAL	CASH+REVS-APPS	ACTUAL FYTD RECEIPT
Total Fund 001	GENERAL	5,940,415.63	7,052,477.00	8,087,566.00	4,895,326.63	4,786,146.98
Total Fund 002	BOND RETIREMENT	170,889.65	104,127.00	124,237.29	150,779.36	44,835.32
Total Fund 003	PERMANENT IMPROVEMENT	441,263.90	0.00	20,000.00	421,263.90	0.00
Total Fund 006	FOOD SERVICE	91,719.10	251,130.00	286,533.76	56,315.34	148,120.15
Total Fund 007	SPECIAL TRUST	34,506.36	5,500.00	24,750.00	15,256.36	10,000.00
Total Fund 008	ENDOWMENT	54,575.24	980.00	3,000.00	52,555.24	855.81
Total Fund 010	CLASSROOM FACILITIES	0.00	0.00	0.00	0.00	0.00
Total Fund 018	PUBLIC SCHOOL SUPPORT	33,585.67	13,977.00	27,583.84	19,978.83	6,764.72
Total Fund 019	OTHER GRANT	22,207.17	21,440.00	21,509.21	22,137.96	22,542.85
Total Fund 020	SPECIAL ENTERPRISE FUND	0.00	0.00	0.00	0.00	0.00
Total Fund 022	DISTRICT AGENCY	1,439.50	4,825.00	3,809.11	2,455.39	0.00
Total Fund 034	CLASSROOM FACILITIES MAINT.	440,920.64	44,911.00	35,355.00	450,476.64	8,558.68
Total Fund 200	STUDENT MANAGED ACTIVITY	28,981.13	42,823.00	43,890.70	27,913.43	32,978.14
Total Fund 300	DISTRICT MANAGED ACTIVITY	23,892.11	128,361.00	129,114.79	23,138.32	84,695.80
Total Fund 416	TEACHER DEVELOPMENT	0.00	0.00	0.00	0.00	0.00
Total Fund 432	MANAGEMENT INFORMATION SYSTEM	0.00	0.00	0.00	0.00	0.00
Total Fund 450	SCHOOLNET EQUIP/INFRASTRUCTURE	0.00	0.00	0.00	0.00	0.00
Total Fund 451	DATA COMMUNICATION FUND	0.00	3,600.00	3,600.00	0.00	1,800.00
Total Fund 452	SCHOOLNET PROFESS. DEVELOPMENT	0.00	0.00	0.00	0.00	0.00
Total Fund 454	* Invalid fund per the blue book	0.00	0.00	0.00	0.00	0.00
Total Fund 458	* Invalid fund per the blue book	0.00	0.00	0.00	0.00	0.00
Total Fund 459	OHIO READS	0.00	0.00	0.00	0.00	0.00
Total Fund 460	SUMMER INTERVENTION	0.00	0.00	0.00	0.00	0.00
Total Fund 499	MISCELLANEOUS STATE GRANT FUND	0.00	0.00	0.00	0.00	0.00
Total Fund 504	* Invalid fund per the blue book	0.00	0.00	0.00	0.00	0.00
Total Fund 506	RACE TO THE TOP	0.00	0.00	0.00	0.00	0.00
Total Fund 516	IDEA PART B GRANTS	0.00	105,121.58	0.00	105,121.58	0.00
Total Fund 532	* Invalid fund per the blue book	0.00	0.00	0.00	0.00	0.00
Total Fund 533	TITLE II D - TECHNOLOGY	0.00	0.00	0.00	0.00	0.00
Total Fund 572	TITLE I DISADVANTAGED CHILDREN	148.94	133,623.92	133,623.92	148.94	138,972.73
Total Fund 573	TITLE V INNOVATIVE EDUC PGM	0.00	0.00	0.00	0.00	0.00
Total Fund 584	DRUG FREE SCHOOL GRANT FUND	0.00	0.00	0.00	0.00	0.00
Total Fund 587	IDEA PRESCHOOL-HANDICAPPED	0.00	776.71	0.00	776.71	0.00
Total Fund 590	IMPROVING TEACHER QUALITY	0.00	18,120.09	18,120.09	0.00	14,631.10
Total Fund 599	MISCELLANEOUS FED. GRANT FUND	15,524.23	189,515.32	185,227.71	19,811.84	137,318.73
Grand Totals:		7,300,069.27	8,121,308.62	9,157,921.42	6,263,456.47	5,440,939.26

DATE: 03/04/19

TIME: 11:35

BALANCE CHECK REPORT

BRADFORD BOARD OF EDUCATION

PAGE 1

(BALCHK)

ALL FUNDS

CASH ACCOUNTS	505,619.85		
MONTH TO DATE EXPENDITURES			
BUDGET ACCOUNTS	505,619.85	APPROP ACCOUNTS	505,619.85

CASH ACCOUNTS	1,019,689.82		
YEAR TO DATE EXPENDITURES			
BUDGET ACCOUNTS	1,019,689.82	APPROP ACCOUNTS	1,019,689.82

CASH ACCOUNTS	4,936,440.54		
FISCAL YR TO DATE EXPENDITURES			
BUDGET ACCOUNTS	4,936,440.54	APPROP ACCOUNTS	4,936,440.54

CASH ACCOUNTS	609,047.29		
PROJECT YR TO DATE EXPENDITURES			
BUDGET ACCOUNTS	609,047.29	APPROP ACCOUNTS	609,047.29

CASH ACCOUNTS	576,974.24		
MONTH TO DATE REVENUE			
REVENUE ACCOUNTS	576,974.24		

CASH ACCOUNTS	1,277,595.23		
YEAR TO DATE REVENUE			
REVENUE ACCOUNTS	1,277,595.23		

CASH ACCOUNTS	5,440,939.26		
FISCAL YR TO DATE REVENUE			
REVENUE ACCOUNTS	5,440,939.26		

CASH ACCOUNTS	651,049.72		
PROJECT YR TO DATE REVENUE			
REVENUE ACCOUNTS	651,049.72		

Date: 3/04/19

N E G A T I V E B U D G E T R E P O R T
Processing Month: February 2019
BRADFORD BOARD OF EDUCATION

Page: 1
(NEGBUD)

Obj	Sec	Subject	Op	Il	Job	Account Description	FYTD Budget	MTD Expended	FYTD Expended	Current Encumbered	Unencumbered Balance
Fund: 001 Func: 7410											
001 7410											
921	0600	000000	00	00	000	ADVANCES OUT	.00	.00	108,897.00	.00	108,897.00-
** Fund 001 Sec 0000 Totals							.00	.00	108,897.00	.00	108,897.00-
300 7420											
922	9002	000000	00	00	000	DISTRICT MANAGED ACT REPAYMEN	.00	.00	10,000.00	.00	10,000.00-
** Fund 300 Sec 9002 Totals							.00	.00	10,000.00	.00	10,000.00-
499 7420											
922	9718	000000	00	00	000	MISCELLANEOUS STATE GRANT FOR	.00	.00	147.50	.00	147.50-
** Fund 499 Sec 9718 Totals							.00	.00	147.50	.00	147.50-
599 7420											
922	9718	000000	00	00	000	TITLE IV GRANT 2018	.00	.00	8,116.00	.00	8,116.00-
** Fund 599 Sec 9718 Totals							.00	.00	8,116.00	.00	8,116.00-
599 7420											
922	9917	000000	00	00	000	MISC. FED. GRANT REPAYMENT RE	.00	.00	2,535.00	.00	2,535.00-
** Fund 599 Sec 9917 Totals							.00	.00	2,535.00	.00	2,535.00-
Grand Total All Funds							.00	.00	129,695.50	.00	129,695.50-